



LAGUNITAS SCHOOL DISTRICT
SAN GERONIMO, CALIFORNIA
REGULAR MEETING OF THE GOVERNING BOARD

Open Session in Room 20, Lagunitas School
(Room 20 is next to the Lagunitas School Library)

THURSDAY, March 15, 2018

*Richard Sloan, President
Christopher Sabec, Clerk
Denise Bohman
Meegan Ochs-Potter
Richard Sloan*

*John Carroll, Superintendent
Laura Shain, Principal
Jeff Lippstreu, Chief Business Official*

- 5:30 p.m. 1. CALL MEETING TO ORDER (Lagunitas Staff Room), Denise Bohman, Chair
2. APPROVAL OF CLOSED SESSION AGENDA: Board Members will approve the Closed Session Agenda.
3. PUBLIC COMMENTS ON CLOSED SESSION AGENDA: *Members of the public may address the Board regarding items on the Agenda as such items are taken up or, for closed session items, prior to board adjournment to Closed Session.*
- 5:35 p.m. 4. RECESS TO CLOSED SESSION: Board Members will recess to Closed Session pursuant to Section 54957.6
(5 min.) Conference with Labor Negotiator, John Carroll, Certificated, Classified, Management/Confidential, requested by John Carroll, Superintendent and pursuant to Section 54957: Public Employee Discipline/Dismissal/Release, requested by John Carroll, Superintendent.
- 6:30 p.m. 5. RECONVENE INTO OPEN SESSION (Room 20, Lagunitas School): The Chair will announce any reportable
(30 min.) action taken in Closed Session.
6. PUBLIC COMMENTS: *This is an opportunity for the public to address the Trustees on matters related to school business that are not on the agenda. No discussion, deliberation, or action can be taken by the Trustees unless the matter is placed on a subsequent agenda. The Chair may limit each presenter to a specific time.*
7. APPROVAL OF OPEN SESSION AGENDA: Board Members will review and approve the Open Session Agenda.
8. INTRODUCTIONS.
9. BOARD MEMBER REPORTS
10. ADMINISTRATIVE REPORTS:
- John Carroll, Superintendent
 - Laura Shain, Principal
 - Jeff Lippstreu, Chief Business Official
- 7:00 p.m. 11. REPORTS – “What Works” a report on practices that have the highest impact on student learning, presented by
(10 min.) John Carroll, Superintendent.
12. CORRESPONDENCE/INFORMATION ITEMS:
1. Enrollment Update, March, 2018
 2. Certificated Seniority List 2017/18
 3. 2017-18 Quarterly Investment Report as of Dec. 31, 2017
- 7:20 p.m. A. ITEMS FOR DISCUSSION ONLY
(15 min.)
1. LONG RANGE PLAN: Superintendent John Carroll will update the Board of Trustees regarding the Long Range Plan.

7:35 p.m.
(5 min.)

B. CONSENT AGENDA:

Consent Agenda: All items are approved by a single action. Any member of the Board may remove an item from the consent agenda for separate discussion

1. Minutes – Regular Meeting, Feb. 15, 2018
2. Warrants
3. Attendance Calendar Worksheet for the 2018/19 school year.
4. Interdistrict Transfer #4. 2018/19 SY.
5. Request for Overnight Field Trip for Anita Collision's 5/6 Grade Class from May 21 to May 23, 2018 at Alice Eastwood Group Campground at Mt. Tamalpais State Park.
6. Request for Overnight Field Trip for Alex Cusick's 4/5 Grad Class from April 23 to April 25, 2018 at Malakoff Diggins State Historic Park.

7:40 p.m.
(50 min.)

C. ACTION ITEMS

1. ITEMS REMOVED FROM THE CONSENT AGENDA: Items removed from the Consent Agenda above.
2. RESOLUTION # 2018-10 UNIFORM PUBLIC CONSTRUCTION COST ACCOUNTING ACT: Board Members will approve Resolution #2018-19 Uniform Public Construction Cost Accounting Act in which the Board will elect to become subject to the uniform public construction cost accounting procedures set forth in the Act and to the Commission's policies and procedures manual and cost accounting review procedures.
3. RESOLUTION #2018-11 GUN CONTROL/SAFETY ON CAMPUS: Board Members will pass Resolution #2018-11 that calls for necessary and appropriate action from state and federal lawmakers to institute stricter gun laws.
4. STAFFING PLAN: John Carroll, Superintendent, and the Board of Trustees will discuss and approve the District's Staffing Plan for the 2018/19 school year.
5. BOARD MANDATED SPECIAL RESERVE FOR SPECIAL EDUCATION: Board members will discuss and take action on setting aside a reserve of \$96,000 for potential Special Education costs.
6. BOARD MANDATED SPECIAL RESERVE FOR STRS/PERS PENSION COSTS: Board Members will discuss and take action on setting aside a reserve of \$59,067 for pension costs for the State Teachers Retirement System (STRS) and the Public Employees Retirement System (PERS).
7. 2017/18 CONSOLIDATED APPLICATION, PART II: Jeff Lippstreu, CBO, will present the Consolidated Application, Part II for Funding Categorical Aid Programs for the 2017/18 SY.

8:30 p.m.

D. HUMAN RESOURCES/ACTION AGENDA :

1. ACCEPT LETTER OF RESIGNATION FROM NATHAN MURRAY, CERTIFICATED TEACHER: Board Members will accept a letter of resignation from Nathan Murray, Certificated Teacher.

(5 minutes)

AGENDA PLANNING

8:40 p.m.

ADJOURN

THERE IS A NO TOBACCO USE POLICY ON LAGUNITAS SCHOOL DISTRICT PROPERTY OR DISTRICT ACTIVITIES.
Notice: The Lagunitas School District adheres to the Americans with Disabilities Act. Should you require special accommodations, or more information about accessibility, please contact Donna Henderson at 415-488-4118 x 201. All efforts will be made for reasonable accommodations.

LAGUNITAS DISTRICT WEB SITE: <http://www.lagunitas.org>

2017-18 ENROLLMENT MARCH 2018

	TK	K	1	2	3	4	5	6	7	8	TOTAL	
OPEN	2	9	14	19	11	12	18	5			90	
Interdistrict	0	0	4	1	0	0	1	0	0		6	6.67%
MONTESSORI	2	8	12	10	15	17	13				77	
Interdistrict		0	0	1	0	4	1				6	7.79%
MIDDLE SCHOOL								23	30	36	89	
Interdistrict								1	2	2	5	5.62%
Total ID Transfers	4	17	26	29	26	29	31	28	30	36	256	
		0	4	2	0	4	2	1	2	2	17	

12.2

LAGUNITAS SCHOOL DISTRICT
SAN GERONIMO, CALIFORNIA
OFFICIAL CERTIFICATED SENIORITY /CREDENTIAL LIST 2017-2018

SENIORITY DATE	LAST NAME	FIRST NAME	JOB TITLE	SITE	FTE	STATUS	CREDENTIAL DOCUMENTS (S)	EXPIRATION DATE	ELL
8/28/1990	NIGRO	LAWRENCE	Classroom Teacher	SG	1.0	PERMANENT	Clear Multiple Subject Supplemental-Physical Education	12/1/2019 12/1/2019	YES
1/27/1997	MAIELLO	MARLENE	Classroom Teacher	SG	1.0	PERMANENT	Clear Multiple Subject	12/1/2018	YES
10/1/2001	BENJAMIN	MICHELLE	Classroom Teacher	LG	1.0	PERMANENT	Clear Multiple Subject	11/1/2021	YES
8/26/2005	MANSELL	KAREN	Resource Teacher	LG	1.0	PERMANENT	Clear Multiple Subject Level II Education Specialist	2/1/2020 2/1/2020	YES
8/23/2006	TURNER	RACHEL	Classroom Teacher	LG	1.0	PERMANENT	Clear Multiple Subject	9/1/2018	YES
8/23/2006	MURRAY	NATHAN	Classroom Teacher	LG	1.0	PERMANENT	Clear Multiple Subject Supplemental-Physical Education Montessori Lower Elementary Certificate	8/1/2023 8/1/2023	YES
8/23/2006	COLLISON	ANITA	Classroom Teacher	SG	1.0	PERMANENT	Clear Multiple Subject Single Subject - General Science	8/1/2018 5/1/2022	YES
8/23/2012	CUSICK	ALEXANDRA	Classroom Teacher	LG	1.0	PERMANENT	Clear Multiple Subject Montessori Lower Elementary Certificate Education Specialist Instruction	11/1/2022	YES
8/18/2014	HOPE	PAULINE	Classroom Teacher	LG	1.0	PERMANENT	Clear Multiple Subject Single Subject - Art Montessori Lower Elementary Certificate	8/1/2021 8/1/2021	YES
8/18/2014	MOHAN	CAITLIN	Classroom Teacher	LG	1.0	PERMANENT	Clear Single Subject - English	2/1/2020	YES
7/1/2011	SHAIN	LAURA	Principal	LG/SG	1	CONTRACT	Clear Multiple Subject Administrative Services Credential	6/1/2022 6/1/2022	YES
8/24/2015	FERHART	JENELLE	Classroom Teacher	SG	1.0	PERMANENT	Clear Multiple Subject Clear Single Subject - Spanish	4/1/2021 6/1/2023	YES
1/16/2017	SANFORD	KATHERINE	Classroom Teacher	LG	1.0	PROBATIONARY 1	Clear Single Subject - Science Clear Multiple Subject	1/1/2023 10/1/2022	YES
9/11/2017	GUERRERO	ANTHONY	Classroom Teacher	LG	1.0	PROBATIONARY 1	Clear Single Subject - Mathematics	6/1/2018	YES

Jeff Lippstreu
Chief Business Official
Lagunitas School District

Memo

To: Board of Trustees
From: Jeff Lippstreu, C.B.O.
Date: 3/12/2018
Re: 2017-18 Quarterly Investment Report as of December 31, 2017


Background:

On a regular basis, the District receives monthly reports for County, Schools & Districts investments. These reports are provided to the Board on a quarterly basis as an informational update.

Attachment:

Monthly Report of County, Schools & District Investments as of December 31, 2017

.....
.....
.....



DIVISION OF THE DEPARTMENT OF FINANCE
TREASURER

Excellent and responsive fiscal leadership.

Roy Given, CPA
DIRECTOR

February 27, 2018

Mina Martinovich, CPA
ASSISTANT DIRECTOR

Judy Arnold, President
Board of Supervisors
County of Marin
3501 Civic Center Dr. #329
San Rafael, CA 94903

Mary Jane Burke
Superintendent of Schools
Marin County Office of Education
P.O. Box 4925
San Rafael, CA 94913

Marin County Schools,
Special Districts, and
MCERA

Karen Shaw
FINANCE DIVISION CHIEF

Marin County Civic Center
3501 Civic Center Drive
Suite 209
PO Box 4220
San Rafael, CA 94913-4220
415 473 6143 T
415 473 3741 F
CRS Dial 711
www.marincounty.org/treas

RE: MONTHLY REPORT OF COUNTY, SCHOOLS AND DISTRICT INVESTMENTS
as of December 31, 2017.

Dear Investment Fund Participants:

The attached Monthly Report of County, Schools and District investments is provided for your review.

* The investments were made pursuant to Government Code Sections 53601, 53635 and comply with the County Treasurer's Statement of Investment Policy. The investment policy provides for:

- Preservation of capital through high quality investments;
- Maintenance of sufficient liquidity to meet participant operating needs; and
- A rate of return consistent with the above objectives.

* Maturities are scheduled to meet participant expenditure requirements for the next six months.

* Attached spreadsheets identify investment type, issuer, maturity date, amount invested and fair market value for each security held. Fair market values were determined by Wells Fargo Institutional Trust Services on all securities except for investments in the Local Agency Investment Fund which was valued at face value by us. Adjustments have been made for premiums, discounts and accrued interest on discount securities to make the book value and fair market value more comparable.


I trust you find this report informative. Should you have any questions do not hesitate to call me.

Respectfully submitted,

Roy Given
Director of Finance

RG: sa
Attachments

cc: Matthew Hymel, County Administrator
Marin County Treasury Oversight Committee



**TREASURER DIVISION - DEPARTMENT OF FINANCE
 REPORT OF INVESTMENTS - OPERATING FUNDS
 COUNTY OF MARIN, SCHOOLS & SPECIAL DISTRICTS**

December 31, 2017

Page 1

INVESTMENT #	TYPE	FACE VALUE	STATED RATE	MATURITY DATE	PURCHASE DATE	BOOK VALUE	YTM 360 DAYS	YTM 365 DAYS	DESCRIPTION	MARKET VALUE
142	LA1	240,424.12	2.967	//	07/01/2011	240,424.12	1.222	1.239	Local Agency Investment Fund	240,424.12
3490	LA2	0.00	5.170	//	07/01/2011	0.00	0.000	0.001	MM-DREYFUS	0.00
9149	LA2	10,043,933.29	0.040	//	07/01/2011	10,043,933.29	1.055	1.070	MM-FIDELITY Institutional Gov	10,043,933.29
4366	LA2	0.00	4.930	//	07/01/2011	0.00	0.009	0.010	NATIONS Treasury Reserves	0.00
2246	LA2	10,041,113.87	4.760	//	07/01/2011	10,041,113.87	1.035	1.050	MM-WELLS FARGO Institutional G	10,041,113.87
11837	FAD	3,000,000.00	1.060	01/03/2018	06/30/2017	2,983,481.67	1.089	1.104	Federal Home Loan Discount	2,999,880.00
11838	FAD	3,000,000.00	1.060	01/04/2018	06/30/2017	2,983,393.33	1.089	1.104	Federal Home Loan Discount	2,999,790.00
11839	FAD	3,000,000.00	1.060	01/05/2018	06/30/2017	2,983,305.00	1.089	1.104	Federal Home Loan Discount	2,999,670.00
11849	FAD	5,000,000.00	0.000	01/08/2018	07/31/2017	4,976,073.61	1.075	1.090	Federal Home Loan Discount	4,998,950.00
11850	FAD	3,000,000.00	1.070	01/09/2018	07/31/2017	2,985,555.00	1.075	1.090	Federal Home Loan Discount	2,999,250.00
11851	FAD	3,000,000.00	1.070	01/10/2018	07/31/2017	2,985,465.83	1.075	1.090	Federal Home Loan Discount	2,999,130.00
11855	FAD	4,500,000.00	1.070	01/11/2018	08/08/2017	4,479,135.00	1.074	1.089	Federal Home Loan Discount	4,498,580.00
11859	FAD	9,000,000.00	1.055	01/12/2018	08/18/2017	8,960,701.25	1.059	1.074	Federal Home Loan Discount	8,998,760.00
11840	FAD	5,000,000.00	0.000	01/16/2018	06/30/2017	4,970,555.50	1.088	1.103	Federal Home Loan Discount	4,997,500.00
11856	FAD	3,500,000.00	1.070	01/16/2018	08/08/2017	3,483,355.56	1.075	1.090	Federal Home Loan Discount	3,498,250.00
11860	FAD	4,000,000.00	1.090	01/17/2018	08/17/2017	3,981,470.00	1.095	1.110	Federal Farm Credit Bank Disc	3,997,840.00
11888	FAD	3,000,000.00	1.010	01/17/2018	09/27/2017	2,990,573.33	1.013	1.027	Fed Natl Mfg Assoc Disc	2,998,380.00
11921	FAD	3,500,000.00	1.100	01/17/2018	11/07/2017	3,492,406.94	1.102	1.117	Fed Natl Mfg Assoc Disc	3,498,110.00
11857	FAD	3,500,000.00	1.070	01/18/2018	08/10/2017	3,483,251.53	1.075	1.090	Federal Home Loan Discount	3,498,005.00
11861	FAD	3,500,000.00	1.050	01/19/2018	08/18/2017	3,484,279.17	1.054	1.069	Federal Home Loan Discount	3,497,865.00
11870	FAD	4,500,000.00	0.000	01/22/2018	09/05/2017	4,481,235.00	1.084	1.099	Federal Home Loan Discount	4,496,760.00
11871	FAD	4,500,000.00	0.000	01/23/2018	09/06/2017	4,481,408.75	1.074	1.089	Federal Home Loan Discount	4,496,625.00

INVESTMENT #	TYPE	FACE VALUE	STATED RATE	MATURITY DATE	PURCHASE DATE	BOOK VALUE	YTM 360 DAYS	YTM 365 DAYS	DESCRIPTION	MARKET VALUE
11882	FAD	3,000,000.00	1.080	01/24/2018	09/21/2017	2,988,958.33	1.063	1.078	Federal Home Loan Discount	2,997,630.00
11880	FAD	3,000,000.00	1.045	01/25/2018	09/27/2017	2,989,550.00	1.048	1.063	Federal Home Loan Discount	2,997,540.00
11845	FAD	8,000,000.00	1.080	01/26/2018	07/18/2017	7,953,920.00	1.109	1.124	Federal Home Loan Discount	7,993,120.00
11864	FAD	5,500,000.00	1.070	01/29/2018	08/24/2017	5,474,171.39	1.075	1.089	Federal Home Loan Discount	5,494,665.00
11881	FAD	5,000,000.00	1.045	01/29/2018	09/21/2017	4,981,131.94	1.048	1.083	Federal Home Loan Discount	4,995,150.00
11879	FAD	5,500,000.00	0.000	01/30/2018	09/18/2017	5,478,504.17	1.054	1.068	Federal Home Loan Discount	5,494,500.00
11883	FAD	5,000,000.00	1.050	01/30/2018	09/22/2017	4,981,041.67	1.053	1.068	Federal Home Loan Discount	4,995,000.00
11884	FAD	5,000,000.00	1.050	01/30/2018	09/26/2017	4,981,625.00	1.053	1.088	Federal Home Loan Discount	4,995,000.00
11887	FAD	3,000,000.00	1.090	01/30/2018	09/27/2017	2,988,645.83	1.094	1.109	Federal Home Loan Discount	2,997,900.00
11865	FAD	16,500,000.00	0.000	01/31/2018	08/25/2017	16,422,023.75	1.075	1.090	Federal Home Loan Discount	16,482,840.00
11867	FAD	4,000,000.00	1.070	01/31/2018	08/28/2017	3,981,453.33	1.074	1.089	Federal Home Loan Discount	3,995,840.00
11868	FAD	8,000,000.00	1.070	01/31/2018	08/29/2017	7,963,144.44	1.074	1.089	Federal Home Loan Discount	7,991,680.00
11897	FAD	3,000,000.00	1.080	02/01/2018	10/16/2017	2,990,280.00	1.083	1.098	Fed Natl Mtg Assoc Disc	2,996,700.00
11898	FAD	3,000,000.00	1.080	02/02/2018	10/16/2017	2,990,190.00	1.083	1.098	Fed Natl Mtg Assoc Disc	2,996,560.00
11899	FAD	3,500,000.00	1.090	02/05/2018	10/16/2017	3,488,131.11	1.093	1.108	Fed Natl Mtg Assoc Disc	3,495,625.00
11903	FAD	4,000,000.00	0.000	02/06/2018	10/23/2017	3,987,162.22	1.083	1.108	Federal Home Loan Discount	3,994,880.00
11906	FAD	5,000,000.00	0.000	02/07/2018	10/25/2017	4,983,739.58	1.118	1.134	Federal Home Loan Discount	4,993,400.00
11909	FAD	4,000,000.00	1.115	02/08/2018	10/27/2017	3,987,115.58	1.118	1.134	Fed Natl Mtg Assoc Disc	3,994,560.00
11789	FAD	8,000,000.00	0.990	02/09/2018	04/17/2017	7,934,440.00	1.011	1.025	Fed Home Ln Mtg Corp Disc	7,988,880.00
11854	FAD	7,500,000.00	1.105	02/12/2018	08/07/2017	7,456,490.63	1.135	1.151	Fed Home Ln Mtg Corp Disc	7,488,750.00
11904	FAD	3,500,000.00	1.115	02/13/2018	10/24/2017	3,487,858.89	1.118	1.134	Fed Home Ln Mtg Corp Disc	3,494,610.00
11905	FAD	3,500,000.00	1.115	02/14/2018	10/24/2017	3,487,750.49	1.118	1.134	Fed Home Ln Mtg Corp Disc	3,494,470.00
11913	FAD	4,000,000.00	1.130	02/15/2018	10/31/2017	3,988,585.56	1.133	1.149	Fed Natl Mtg Assoc Disc	3,993,560.00
11362	FAC	5,000,000.00	1.000	02/16/2018	02/16/2016	5,000,000.00	0.986	1.000	Federal Home Loan Bank	4,998,600.00
11759	FAD	5,000,000.00	1.080	02/16/2018	03/20/2017	4,950,050.00	1.104	1.119	Fed Agric Mtg Corp Discount	4,991,750.00
11900	FAD	4,000,000.00	1.100	02/20/2018	10/17/2017	3,984,600.00	1.104	1.119	Federal Home Loan Discount	3,992,800.00
11863	FAD	3,500,000.00	1.090	02/21/2018	08/22/2017	3,480,807.08	1.120	1.138	Federal Home Loan Discount	3,493,595.00

INVESTMENT #	TYPE	FACE VALUE	STATED RATE	MATURITY DATE	PURCHASE DATE	BOOK VALUE	YTM 360 DAYS	YTM 365 DAYS	DESCRIPTION	MARKET VALUE
11790	FAD	8,000,000.00	1.000	02/23/2018	04/17/2017	7,930,666.67	1.021	1.035	Fed Home Ln Mtg Corp Disc	7,984,720.00
11910	FAD	6,000,000.00	0.000	02/26/2018	10/27/2017	5,977,633.33	1.104	1.119	Federal Home Loan Discount	5,987,880.00
11911	FAD	4,000,000.00	1.100	02/27/2018	10/27/2017	3,984,966.67	1.104	1.119	Federal Home Loan Discount	3,991,800.00
11780	FAD	5,000,000.00	1.090	02/28/2018	04/11/2017	4,951,101.39	1.114	1.129	Fed Agric Mtg Corp Discount	4,989,550.00
11915	FAD	10,000,000.00	0.000	02/28/2018	11/01/2017	9,961,490.28	1.169	1.185	Federal Home Loan Discount	9,979,100.00
11917	FAD	6,000,000.00	1.185	02/28/2018	11/03/2017	5,977,282.50	1.189	1.185	Federal Home Loan Discount	5,987,460.00
11752	FAD	4,000,000.00	1.040	03/01/2018	03/16/2017	3,959,440.00	1.052	1.077	Fed Home Ln Mtg Corp Disc	3,991,320.00
11754	FAD	3,000,000.00	1.020	03/02/2018	03/16/2017	2,970,165.00	1.042	1.056	Fed Home Ln Mtg Corp Disc	2,993,370.00
11914	FAD	3,000,000.00	1.110	03/05/2018	10/31/2017	2,988,437.50	1.114	1.129	Federal Home Loan Discount	2,993,040.00
11755	FAD	3,000,000.00	1.020	03/06/2018	03/18/2017	2,969,825.00	1.042	1.056	Fed Home Ln Mtg Corp Disc	2,992,920.00
11918	FAD	4,000,000.00	0.000	03/07/2018	11/03/2017	3,984,293.33	1.144	1.100	Federal Home Loan Discount	3,990,400.00
11928	FAD	3,000,000.00	1.220	03/08/2018	11/16/2017	2,988,613.33	1.224	1.241	Fed Natl Mtg Assoc Disc	2,992,680.00
11926	FAD	8,580,000.00	0.000	03/09/2018	11/15/2017	8,467,161.67	1.224	1.241	Federal Home Loan Discount	8,479,005.00
11925	FAD	6,000,000.00	1.200	03/12/2018	11/14/2017	5,976,400.00	1.204	1.221	Fed Natl Mtg Assoc Disc	5,984,460.00
11930	FAD	4,000,000.00	1.240	03/13/2018	11/16/2017	3,983,880.00	1.245	1.262	Fed Natl Mtg Assoc Disc	3,989,520.00
11748	FAC	5,000,000.00	1.125	03/14/2018	03/14/2017	5,000,000.00	1.109	1.125	Federal Home Loan Bank	4,997,700.00
11753	FAD	5,000,000.00	1.090	03/15/2018	03/15/2017	4,044,743.05	1.114	1.129	Federal Home Loan Discount	4,988,500.00
11929	FAD	3,000,000.00	1.270	03/16/2018	11/16/2017	2,987,300.00	1.275	1.293	Federal Home Loan Discount	2,991,780.00
11934	FAD	3,000,000.00	1.290	03/19/2018	11/20/2017	2,987,207.50	1.295	1.313	Fed Natl Mtg Assoc Disc	2,991,450.00
11935	FAD	3,000,000.00	1.290	03/20/2018	11/20/2017	2,987,100.00	1.295	1.313	Fed Natl Mtg Assoc Disc	2,991,330.00
11936	FAD	3,000,000.00	1.290	03/21/2018	11/20/2017	2,986,992.50	1.295	1.313	Fed Natl Mtg Assoc Disc	2,991,240.00
11919	FAD	3,000,000.00	1.210	03/22/2018	11/06/2017	2,986,286.67	1.215	1.232	Fed Home Ln Mtg Corp Disc	2,991,120.00
11788	FAD	6,000,000.00	0.000	03/23/2018	04/17/2017	7,022,933.33	1.042	1.056	Fed Home Ln Mtg Corp Disc	7,976,000.00
11920	FAD	8,000,000.00	1.210	03/26/2018	11/06/2017	7,962,355.56	1.215	1.232	Fed Home Ln Mtg Corp Disc	7,975,120.00
11939	FAD	3,000,000.00	1.260	03/27/2018	11/22/2017	2,986,666.67	1.285	1.303	Federal Home Loan Discount	2,990,550.00
11940	FAD	3,000,000.00	0.000	03/28/2018	11/22/2017	2,986,560.00	1.285	1.303	Federal Home Loan Discount	2,990,430.00
11791	FAD	25,000,000.00	1.020	03/29/2018	04/17/2017	24,754,916.67	1.042	1.056	Fed Home Ln Mtg Corp Disc	24,919,500.00

INVESTMENT #	TYPE	FACE VALUE	STATED RATE	MATURITY DATE	PURCHASE DATE	BOOK VALUE	YTM 360 DAYS	YTM 365 DAYS	DESCRIPTION	MARKET VALUE
11889	FAD	10,000,000.00	1.150	04/16/2018	09/28/2017	9,936,111.11	1.165	1.181	Fed Home Ln Mtg Corp Disc	9,959,600.00
11891	FAD	7,000,000.00	1.170	04/16/2018	10/04/2017	6,855,865.00	1.190	1.207	Fed Home Ln Mtg Corp Disc	6,971,860.00
11893	FAD	15,000,000.00	1.190	04/16/2018	10/11/2017	14,907,279.17	1.210	1.227	Fed Home Ln Mtg Corp Disc	14,939,700.00
11896	FAD	20,000,000.00	1.190	04/16/2018	10/13/2017	19,877,694.44	1.210	1.227	Fed Home Ln Mtg Corp Disc	19,919,600.00
11902	FAD	10,000,000.00	1.210	04/16/2018	10/19/2017	9,939,836.11	1.217	1.234	Fed Home Ln Mtg Corp Disc	9,959,800.00
11907	FAD	10,000,000.00	1.220	04/16/2018	10/26/2017	9,941,711.11	1.227	1.244	Fed Home Ln Mtg Corp Disc	9,959,800.00
11916	FAD	15,000,000.00	1.225	04/16/2018	11/02/2017	14,915,781.25	1.231	1.249	Fed Home Ln Mtg Corp Disc	14,939,700.00
11947	FAD	5,000,000.00	1.300	04/17/2018	11/27/2017	4,874,541.67	1.306	1.324	Fed Home Ln Mtg Corp Disc	4,979,750.00
11944	FAD	3,000,000.00	1.300	04/18/2018	11/24/2017	2,984,291.67	1.306	1.324	Fed Home Ln Mtg Corp Disc	2,987,730.00
11793	FAC	5,000,000.00	1.250	04/18/2018	04/19/2017	5,000,000.00	1.232	1.250	Fed Agric Mtg Corp (FarmerMac)	4,905,800.00
11941	FAD	3,500,000.00	0.000	04/19/2018	11/22/2017	3,481,582.22	1.286	1.304	Federal Home Loan Discount	3,485,545.00
11924	FAD	8,000,000.00	1.280	04/20/2018	11/13/2017	7,955,057.78	1.287	1.305	Fed Home Ln Mtg Corp Disc	7,988,640.00
11922	FAD	6,000,000.00	0.000	04/23/2018	11/08/2017	5,965,418.67	1.257	1.274	Federal Home Loan Discount	5,974,260.00
11943	FAD	3,000,000.00	1.310	04/24/2018	11/24/2017	2,983,515.83	1.317	1.335	Fed Home Ln Mtg Corp Disc	2,987,040.00
11942	FAD	3,000,000.00	1.310	04/25/2018	11/24/2017	2,983,406.67	1.317	1.335	Fed Home Ln Mtg Corp Disc	2,986,920.00
11946	FAD	7,000,000.00	1.310	04/27/2018	11/27/2017	6,961,536.94	1.317	1.335	Fed Home Ln Mtg Corp Disc	6,968,920.00
11923	FAD	20,000,000.00	1.280	04/30/2018	11/09/2017	19,879,809.00	1.267	1.285	Fed Home Ln Mtg Corp Disc	19,908,600.00
11937	FAD	3,500,000.00	1.320	04/30/2018	11/20/2017	3,479,338.33	1.327	1.346	Fed Home Ln Mtg Corp Disc	3,484,840.00
11932	FAD	4,500,000.00	1.280	05/01/2018	11/17/2017	4,473,600.00	1.287	1.305	Federal Home Loan Discount	4,478,715.00
11952	FAD	3,000,000.00	0.000	05/02/2018	12/01/2017	2,983,406.67	1.317	1.335	Fed Home Ln Mtg Corp Disc	2,985,690.00
11953	FAD	3,000,000.00	1.310	05/03/2018	12/01/2017	2,983,297.50	1.317	1.335	Fed Home Ln Mtg Corp Disc	2,985,570.00
11933	FAD	8,000,000.00	1.325	05/04/2018	11/17/2017	7,950,533.33	1.333	1.351	Fed Home Ln Mtg Corp Disc	7,961,200.00
11951	FAD	12,000,000.00	1.310	05/07/2018	11/30/2017	11,931,006.87	1.317	1.335	Fed Home Ln Mtg Corp Disc	11,940,480.00
11954	FAD	3,000,000.00	1.310	05/08/2018	12/01/2017	2,982,751.67	1.317	1.335	Fed Home Ln Mtg Corp Disc	2,985,000.00
11955	FAD	3,000,000.00	1.310	05/09/2018	12/01/2017	2,982,642.50	1.317	1.335	Fed Home Ln Mtg Corp Disc	2,984,880.00
11468	FAC	5,000,000.00	1.000	05/11/2018	05/11/2018	5,000,000.00	0.985	0.999	Fed Home Ln Mtg Corp	4,990,650.00
11957	FAD	3,000,000.00	1.330	05/11/2018	12/08/2017	2,982,710.00	1.337	1.356	Federal Home Loan Discount	2,984,640.00

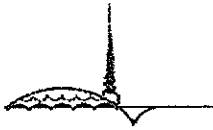
INVESTMENT #	TYPE	FACE VALUE	STATED RATE	MATURITY DATE	PURCHASE DATE	BOOK VALUE	YTM 360 DAYS	YTM 365 DAYS	DESCRIPTION	MARKET VALUE
11958	FAD	3,000,000.00	0.000	05/14/2018	12/06/2017	2,982,377.50	1.337	1.356	Federal Home Loan Discount	2,984,280.00
11959	FAD	3,000,000.00	0.000	05/15/2018	12/06/2017	2,982,266.67	1.337	1.356	Federal Home Loan Discount	2,984,160.00
11960	FAD	3,000,000.00	1.330	05/16/2018	12/06/2017	2,982,155.83	1.337	1.356	Federal Home Loan Discount	2,984,040.00
11473	FAC	5,000,000.00	1.000	05/18/2018	05/18/2016	5,000,000.00	0.986	1.000	Federal Home Loan Bank	4,990,100.00
11961	FAD	3,000,000.00	1.330	05/18/2018	12/06/2017	2,981,934.17	1.338	1.356	Federal Home Loan Discount	2,983,800.00
11964	FAD	5,000,000.00	1.360	05/21/2018	12/07/2017	4,968,833.33	1.388	1.387	Fed Home Ln Mtg Corp Disc	4,972,400.00
11965	FAD	3,000,000.00	1.360	05/22/2018	12/07/2017	2,981,186.67	1.388	1.387	Fed Home Ln Mtg Corp Disc	2,983,320.00
11966	FAD	5,000,000.00	1.360	05/23/2018	12/07/2017	4,968,455.56	1.368	1.387	Fed Home Ln Mtg Corp Disc	4,972,000.00
11967	FAD	12,000,000.00	1.360	05/24/2018	12/07/2017	11,923,840.00	1.368	1.387	Fed Home Ln Mtg Corp Disc	11,932,320.00
11938	FAD	5,000,000.00	1.320	05/25/2018	11/21/2017	4,968,083.33	1.336	1.355	Federal Home Loan Discount	4,871,600.00
11968	FAD	3,000,000.00	1.330	05/29/2018	12/07/2017	2,980,825.83	1.338	1.357	Federal Home Loan Discount	2,982,480.00
11968	FAD	5,000,000.00	1.330	05/30/2018	12/07/2017	4,967,858.33	1.338	1.357	Federal Home Loan Discount	4,970,600.00
11956	FAD	10,000,000.00	1.325	05/31/2018	12/06/2017	9,934,854.17	1.333	1.352	Federal Home Loan Discount	9,940,800.00
11902	FAD	12,000,000.00	1.330	05/31/2018	12/06/2017	11,921,973.33	1.338	1.357	Federal Home Loan Discount	11,928,960.00
11984	FAD	8,000,000.00	1.340	06/01/2018	12/12/2017	7,948,080.00	1.348	1.387	Federal Home Loan Discount	7,951,040.00
11985	FAD	6,000,000.00	1.410	06/04/2018	12/12/2017	5,958,110.00	1.419	1.439	Fed Home Ln Mtg Corp Disc	5,962,500.00
11986	FAD	3,000,000.00	1.410	06/05/2018	12/12/2017	2,979,437.50	1.419	1.439	Fed Home Ln Mtg Corp	2,981,130.00
11987	FAD	3,000,000.00	1.410	06/06/2018	12/12/2017	2,979,320.00	1.419	1.439	Fed Home Ln Mtg Corp Disc	2,981,010.00
11988	FAD	7,000,000.00	1.410	06/07/2018	12/12/2017	6,951,472.50	1.419	1.439	Fed Home Ln Mtg Corp Disc	6,955,410.00
11989	FAD	3,000,000.00	1.410	06/08/2018	12/12/2017	2,979,085.00	1.419	1.439	Fed Home Ln Mtg Corp Disc	2,980,770.00
12002	FAD	3,000,000.00	0.000	06/11/2018	12/26/2017	2,980,795.00	1.388	1.408	Federal Home Loan Discount	2,980,410.00
11975	FAD	3,000,000.00	1.430	06/12/2018	12/11/2017	2,978,192.50	1.456	1.470	Federal Home Loan Discount	2,980,200.00
11976	FAD	3,000,000.00	0.000	06/13/2018	12/11/2017	2,978,073.33	1.456	1.478	Federal Home Loan Discount	2,980,170.00
11977	FAD	3,000,000.00	1.430	06/14/2018	12/11/2017	2,977,954.17	1.456	1.476	Federal Home Loan Discount	2,980,020.00
11544	FAC	5,000,000.00	1.000	06/15/2018	09/15/2016	5,000,000.00	0.984	0.988	Federal Home Loan Bank	4,982,150.00
11396	FAC	5,000,000.00	1.050	06/15/2018	03/15/2016	5,000,000.00	1.035	1.050	Fed Home Ln Mtg Corp	4,984,550.00
11970	FAD	18,000,000.00	1.430	06/15/2018	12/07/2017	17,864,150.00	1.456	1.477	Federal Home Loan Discount	17,879,400.00

INVESTMENT #	TYPE	FACE VALUE	STATED RATE	MATURITY DATE	PURCHASE DATE	BOOK VALUE	YTM 360 DAYS	YTM 365 DAYS	DESCRIPTION	MARKET VALUE
11874	FAD	6,500,000.00	0.000	06/18/2018	12/08/2017	6,450,426.67	1.457	1.477	Federal Home Loan Discount	6,455,670.00
11978	FAD	3,000,000.00	1.430	06/19/2018	12/11/2017	2,977,358.33	1.456	1.477	Federal Home Loan Discount	2,979,420.00
11979	FAD	3,000,000.00	0.000	06/20/2018	12/11/2017	2,977,239.17	1.457	1.477	Federal Home Loan Discount	2,979,300.00
11980	FAD	3,000,000.00	1.430	06/21/2018	12/11/2017	2,977,120.00	1.457	1.477	Federal Home Loan Discount	2,979,180.00
11981	FAD	3,000,000.00	1.430	06/22/2018	12/11/2017	2,977,000.83	1.457	1.477	Federal Home Loan Discount	2,979,060.00
11982	FAD	4,000,000.00	0.000	06/25/2018	12/11/2017	3,968,857.78	1.457	1.477	Federal Home Loan Discount	3,971,600.00
11996	FAD	4,000,000.00	1.420	06/26/2018	12/21/2017	3,970,495.56	1.446	1.406	Federal Home Loan Discount	3,871,400.00
11765	FAC	5,000,000.00	1.180	06/27/2018	03/27/2017	5,000,000.00	1.162	1.178	Federal Farm Credit Bank	4,869,250.00
11971	FAD	5,000,000.00	1.430	06/27/2018	12/07/2017	4,959,880.56	1.457	1.478	Federal Home Loan Discount	4,964,050.00
11972	FAD	15,000,000.00	1.430	06/28/2018	12/07/2017	14,879,045.63	1.457	1.478	Federal Home Loan Discount	14,891,550.00
11949	FAD	15,000,000.00	1.400	06/29/2018	11/28/2017	14,875,750.00	1.422	1.441	Federal Home Loan Discount	14,890,950.00
11973	FAD	3,000,000.00	1.430	06/29/2018	12/08/2017	2,975,809.17	1.457	1.478	Federal Home Loan Discount	2,978,190.00
11983	FAD	5,000,000.00	1.430	07/02/2018	12/11/2017	4,959,681.94	1.457	1.478	Federal Home Loan Discount	4,962,300.00
11520	FAC	5,000,000.00	0.850	07/13/2018	07/13/2016	5,000,000.00	0.838	0.850	Fed Natl Mtg Assoc	4,979,300.00
11999	FAD	3,000,000.00	1.490	07/25/2018	12/22/2017	2,973,304.17	1.520	1.541	Federal Home Loan Discount	2,974,500.00
12000	FAD	9,000,000.00	1.490	07/26/2018	12/22/2017	8,919,540.00	1.520	1.541	Federal Home Loan Discount	8,923,140.00
11463	FAC	5,000,000.00	1.000	07/27/2018	04/27/2016	5,000,000.00	0.986	1.000	Fed Home Ln Mtg Corp	4,975,750.00
11524	FAC	5,000,000.00	0.875	07/27/2018	07/27/2016	5,000,000.00	0.863	0.875	Fed Natl Mtg Assoc	4,977,750.00
12001	FAD	3,000,000.00	0.000	07/30/2018	12/22/2017	2,972,683.33	1.520	1.541	Federal Home Loan Discount	2,973,870.00
11997	FAD	8,000,000.00	1.500	07/31/2018	12/20/2017	7,925,660.67	1.531	1.552	Federal Home Loan Discount	7,930,000.00
11948	FAD	5,000,000.00	1.540	08/20/2018	11/27/2017	4,943,105.56	1.571	1.593	Federal Farm Credit Bank Disc	4,850,900.00
12005	FAD	10,000,000.00	1.530	08/31/2018	12/27/2017	9,895,025.00	1.563	1.585	Federal Home Loan Discount	9,896,000.00
12006	FAD	10,000,000.00	1.530	08/31/2018	12/28/2017	9,895,450.00	1.563	1.585	Federal Home Loan Discount	9,896,900.00
11384	FAC	5,000,000.00	1.000	09/07/2018	03/07/2016	5,000,000.00	0.986	1.000	Fed Home Ln Mtg Corp	4,974,800.00
12003	FAD	10,000,000.00	0.000	09/10/2018	12/28/2017	9,890,350.00	1.564	1.585	Federal Home Loan Discount	9,888,440.00
11874	MC1	48,000.00	3.500	09/15/2018	09/15/2017	48,000.00	3.452	3.500	MARIN CDUNTY	48,000.00
11504	FAC	5,000,000.00	1.150	09/28/2018	06/28/2016	5,000,000.00	1.134	1.150	Fed Home Ln Mtg Corp	4,974,950.00

INVESTMENT #	TYPE	FACE VALUE	STATED RATE	MATURITY DATE	PURCHASE DATE	BOOK VALUE	YTM 360 DAYS	YTM 365 DAYS	DESCRIPTION	MARKET VALUE
12008	FAD	8,000,000.00	1.700	10/05/2018	12/29/2017	7,894,222.22	1.741	1.765	Fed Agric Mrg Corp (FarmerMac)	7,898,184.00
12009	FAD	5,000,000.00	1.700	10/05/2018	12/29/2017	4,933,888.89	1.741	1.765	Fed Agric Mrg Corp (FarmerMac)	4,936,365.00
11570	FAC	1,300,000.00	1.070	10/18/2018	10/18/2018	1,300,000.00	1.055	1.070	Fed Home Ln Mtg Corp	1,292,811.00
11950	FAD	20,000,000.00	1.480	10/31/2018	11/29/2017	19,723,733.33	1.515	1.536	Fed Home Ln Mtg Corp Disc	19,721,400.00
12010	FAD	7,500,000.00	1.530	11/02/2018	12/29/2017	7,401,625.00	1.566	1.588	Federal Home Loan Discount	7,391,070.00
11994	FAD	6,000,000.00	1.550	11/05/2018	12/14/2017	5,915,783.33	1.588	1.610	Fed Home Ln Mtg Corp Disc	5,911,980.00
11993	FAD	3,000,000.00	1.550	11/06/2018	12/14/2017	2,967,762.50	1.588	1.610	Fed Home Ln Mtg Corp Disc	2,955,840.00
11808	FAC	5,000,000.00	1.200	11/16/2018	05/16/2017	5,000,000.00	1.183	1.200	Federal Home Loan Bank	4,974,350.00
11271	FAC	5,000,000.00	1.150	11/19/2018	11/19/2015	5,000,000.00	1.134	1.150	Fed Natl Mtg Assoc	4,971,700.00
11945	FAC	5,000,000.00	1.600	11/27/2018	11/27/2017	4,987,485.00	1.628	1.650	Federal Farm Credit Bank	4,990,100.00
11622	FAC	5,000,000.00	1.050	11/28/2018	11/28/2016	5,000,000.00	1.035	1.050	Fed Home Ln Mtg Corp	4,963,700.00
11624	FAC	5,000,000.00	1.010	11/30/2018	11/30/2016	5,000,000.00	0.986	1.010	Fed Home Ln Mtg Corp	4,862,550.00
11990	FAD	30,000,000.00	1.540	11/30/2018	12/13/2017	29,548,266.67	1.579	1.601	Federal Home Loan Discount	29,524,200.00
11667	FAC	5,000,000.00	1.200	12/14/2018	12/14/2016	5,000,000.00	1.183	1.200	Fed Home Ln Mtg Corp	4,964,500.00
11095	FAD	20,000,000.00	1.530	12/14/2018	12/15/2017	19,690,600.00	1.569	1.591	Federal Home Loan Discount	19,661,600.00
11996	FAD	30,000,000.00	1.530	12/14/2018	12/16/2017	29,539,725.00	1.569	1.591	Federal Home Loan Discount	29,492,400.00
11675	FAC	5,000,000.00	1.200	12/21/2018	12/21/2016	5,000,000.00	1.183	1.200	Fed Home Ln Mtg Corp	4,969,300.00
11863	FAC	4,250,000.00	1.700	01/07/2019	12/07/2017	4,248,787.50	1.703	1.727	Federal Farm Credit Bank	4,245,022.50
11710	FAC	5,000,000.00	1.090	01/25/2019	01/25/2017	5,000,000.00	1.414	1.433	Fed Home Ln Mtg Corp	4,888,600.00
11522	FAC	5,000,000.00	1.000	01/25/2019	07/25/2016	5,000,000.00	0.986	1.000	Fed Natl Mtg Assoc	4,955,450.00
11539	FAC	5,000,000.00	1.000	02/28/2019	08/30/2016	5,000,000.00	0.986	1.000	Federal Home Loan Bank	4,852,450.00
11750	FAC	5,000,000.00	1.375	03/15/2019	03/15/2017	5,000,000.00	1.356	1.375	Fed Home Ln Mtg Corp	4,966,200.00
11834	FAC	5,000,000.00	1.375	03/29/2019	06/29/2017	5,000,000.00	1.356	1.375	Federal Home Loan Bank	4,867,900.00
11555	FAC	5,000,000.00	1.125	03/29/2019	09/29/2016	5,000,000.00	1.109	1.125	Fed Home Ln Mtg Corp	4,939,950.00
11799	FAC	5,000,000.00	1.410	04/26/2019	04/26/2017	5,000,000.00	1.390	1.410	Fed Home Ln Mtg Corp	4,987,450.00
11602	FAC	5,000,000.00	1.100	05/15/2019	11/15/2016	5,000,000.00	1.084	1.100	Fed Home Ln Mtg Corp	4,883,450.00
11813	FAC	5,000,000.00	1.400	05/24/2019	05/24/2017	5,000,000.00	1.380	1.400	Federal Home Loan Bank	4,969,350.00

INVESTMENT #	TYPE	FACE VALUE	STATED RATE	MATURITY DATE	PURCHASE DATE	BOOK VALUE	YTM 360 DAYS	YTM 365 DAYS	DESCRIPTION	MARKET VALUE
11823	FAC	5,000,000.00	1.400	06/14/2019	06/14/2017	5,000,000.00	1.380	1.400	Fed Home Ln Mtg Corp	4,966,550.00
11830	FAC	5,000,000.00	1.450	06/28/2019	06/28/2017	5,000,000.00	1.430	1.450	Federal Home Loan Bank	4,959,700.00
10800	RRP	99,159.53	3.500	07/01/2019	07/01/2014	99,159.53	3.452	3.500	MARIN COUNTY	99,159.53
11711	FAC	5,000,000.00	1.500	07/26/2019	01/26/2017	5,000,000.00	1.479	1.500	Fed Home Ln Mtg Corp	4,968,350.00
11848	FAC	5,000,000.00	1.530	07/26/2019	07/26/2017	5,000,000.00	1.508	1.530	Fed Home Ln Mtg Corp	4,969,450.00
11523	FAC	5,000,000.00	0.750	07/26/2019	07/26/2016	5,000,000.00	1.227	1.244	Fed Natl Mtg Assoc	4,961,800.00
11530	FAC	5,000,000.00	1.250	08/15/2019	08/15/2016	5,000,000.00	1.232	1.250	Fed Home Ln Mtg Corp	4,946,650.00
11862	FAC	5,000,000.00	1.500	08/22/2019	08/22/2017	5,000,000.00	1.479	1.500	Federal Home Loan Bank	4,959,650.00
11816	FAC	5,000,000.00	1.500	08/30/2010	05/30/2017	5,000,000.00	1.479	1.500	Fed Home Ln Mtg Corp	4,956,400.00
11542	FAC	5,000,000.00	1.125	09/09/2019	09/09/2016	4,995,000.00	1.143	1.159	Fed Natl Mtg Assoc	4,929,200.00
11873	FAC	5,000,000.00	1.375	09/12/2019	09/12/2017	5,000,000.00	1.356	1.375	Federal Fann Credit Bank	4,952,650.00
11875	MC1	46,000.00	3.500	09/15/2019	09/15/2017	46,000.00	3.452	3.500	MARIN COUNTY	46,000.00
11546	FAC	5,000,000.00	0.850	09/16/2019	09/16/2016	5,000,000.00	1.568	1.590	Fed Home Ln Mtg Corp	4,981,350.00
11764	FAC	5,000,000.00	1.250	09/27/2019	03/27/2017	5,000,000.00	1.672	1.696	Federal Home Loan Bank	4,992,700.00
12004	FAC	5,000,000.00	1.850	09/27/2019	12/27/2017	5,000,000.00	1.825	1.850	Federal Home Loan Bank	4,993,900.00
11771	FAC	5,000,000.00	1.570	09/27/2010	03/30/2017	5,000,000.00	1.548	1.570	Fed Home Ln Mtg Corp	4,968,250.00
11558	FAC	5,000,000.00	1.000	09/30/2019	09/30/2016	5,000,000.00	1.593	1.616	Fed Home Ln Mtg Corp	4,985,100.00
11577	FAC	3,035,000.00	0.750	10/24/2019	10/24/2016	3,035,000.00	1.130	1.145	Fed Home Ln Mtg Corp	3,022,404.75
11584	FAC	5,000,000.00	1.300	10/25/2019	10/28/2016	5,000,000.00	1.282	1.300	Fed Home Ln Mtg Corp	4,936,600.00
11579	FAC	5,000,000.00	1.200	10/25/2019	10/25/2016	5,000,000.00	1.183	1.200	Fed Natl Mtg Assoc	4,911,600.00
11912	FAC	5,000,000.00	1.850	10/30/2019	10/30/2017	5,000,000.00	1.627	1.650	Fed Home Ln Mtg Corp	4,970,700.00
11885	FAC	5,000,000.00	1.520	12/27/2019	09/27/2017	4,998,750.00	0.900	0.913	Federal Home Loan Bank	4,947,000.00
11690	FAC	5,000,000.00	1.500	12/30/2019	12/30/2016	5,000,000.00	1.479	1.500	Fed Home Ln Mtg Corp	4,947,600.00
11691	FAC	5,000,000.00	1.250	12/30/2019	12/30/2016	5,000,000.00	1.617	1.639	Fed Home Ln Mtg Corp	4,976,000.00
11835	FAC	5,000,000.00	1.250	06/29/2020	06/29/2017	5,000,000.00	1.842	1.868	Federal Home Loan Bank	4,991,350.00
12007	FAC	5,000,000.00	2.000	06/29/2020	12/29/2017	5,000,000.00	1.972	2.000	Fed Home Ln Mtg Corp	4,996,300.00
11858	FAC	5,000,000.00	1.685	08/14/2020	08/15/2017	5,000,234.03	1.381	1.400	Federal Home Loan Bank	4,940,350.00

INVESTMENT #	TYPE	FACE VALUE	STATED RATE	MATURITY DATE	PURCHASE DATE	BOOK VALUE	YTM 360 DAYS	YTM 365 DAYS	DESCRIPTION	MARKET VALUE
11866	FAC	5,000,000.00	1.800	08/28/2020	08/28/2017	5,000,000.00	1.775	1.800	Federal Home Loan Bank	4,958,850.00
11876	MC1	44,000.00	3.500	09/14/2020	09/15/2017	44,000.00	3.452	3.500	MARIN COUNTY	44,000.00
11880	FAC	5,000,000.00	1.800	09/21/2020	09/21/2017	5,000,000.00	1.775	1.800	Fed Home Ln Mtg Corp	4,954,350.00
11890	FAC	5,000,000.00	1.500	09/29/2020	09/29/2017	5,000,000.00	1.862	1.888	Fed Home Ln Mtg Corp	4,954,600.00
11908	FAC	5,000,000.00	1.850	10/27/2020	10/27/2017	5,000,000.00	1.824	1.850	Fed Nali Mtg Assoc	4,961,400.00
11931	FAC	4,700,000.00	1.500	11/17/2020	11/17/2017	4,700,000.00	2.128	2.157	Fed Home Ln Mtg Corp	4,694,266.00
11981	FAC	5,000,000.00	2.000	12/14/2020	12/14/2017	5,000,000.00	1.972	2.000	Federal Home Loan Bank	4,983,600.00
11992	FAC	5,000,000.00	2.000	12/14/2020	12/14/2017	5,000,000.00	1.972	2.000	Federal Home Loan Bank	4,983,600.00
11877	MC1	42,000.00	3.560	09/15/2021	09/15/2017	42,000.00	3.511	3.560	MARIN COUNTY	42,000.00
11738	RRP	816,144.00	4.500	02/28/2022	03/01/2017	816,144.00	4.438	4.500	MARIN COUNTY	816,144.00
11869	RRP	2,300,000.00	4.500	09/01/2022	09/01/2017	2,300,000.00	4.438	4.500	MARIN COUNTY	2,300,000.00
11878	MC1	40,000.00	3.648	09/15/2022	09/15/2017	40,000.00	3.598	3.648	MARIN COUNTY	40,000.00
		1,255,545,774.81				1,248,648,854.01				1,248,470,973.06
AMORTIZATION & ACCRETION OF PREMIUMS & DISCOUNTS						470.62	ACCRUED INTEREST DISCOUNT INVESTMENTS			
		1,255,545,774.81				1,248,647,124.63				1,248,470,973.06



TREASURER DIVISION - DEPARTMENT OF FINANCE
PORTFOLIO SUMMARY REPORT - OPERATING FUNDS
COUNTY OF MARIN, SCHOOLS & SPECIAL DISTRICTS
December 31, 2017

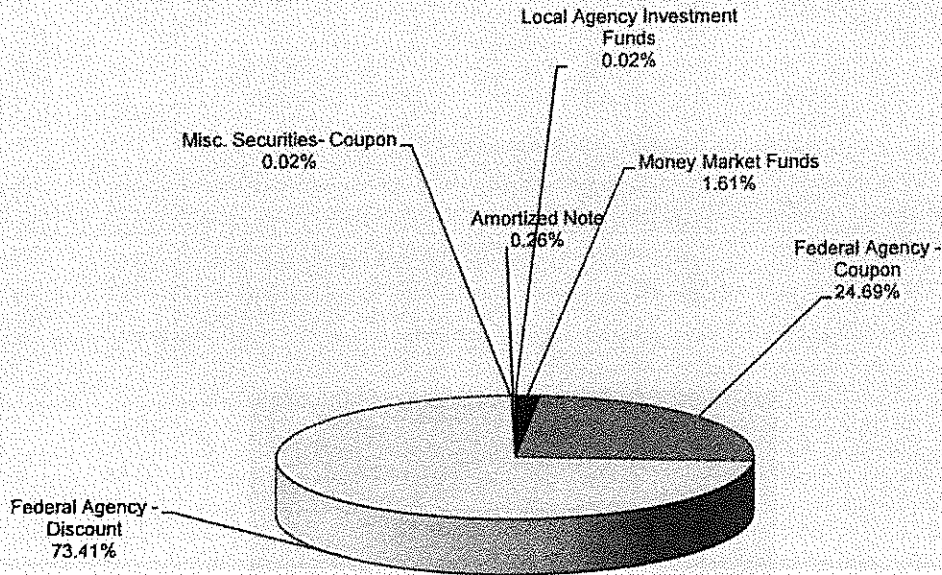
DESCRIPTION	ENDING BALANCE December 31, 2017	AVERAGE BALANCE December 31, 2017	WEIGHTED AVERAGE DAYS TO MATURITY	ANNUALIZED YIELD December 31, 2017	YIELD December 31, 2017
LOCAL AGENCY INVESTMENT FUNDS	\$240,424.12	\$240,424.12	1	1.205	1.239
MONEY MARKET FUNDS	\$20,085,047.16	\$20,085,047.16	1	1.059	1.060
FEDERAL AGENCY ISSUES - COUPON	\$308,285,000.00	\$308,100,237.85	525	1.255	1.373
FEDERAL AGENCY ISSUES - DISCOUNT	\$923,500,000.00	\$857,980,036.14	134	1.234	1.315
TREASURY SECURITIES - COUPON					
TREASURY SECURITIES - DISCOUNT					
MISC SECURITIES - COUPON	\$220,000.00	\$1,055,483.87	954	3.523	3.538
AMORTIZED NOTE	\$3,215,303.53	\$3,215,303.53	1,821	3.856	4.469
TOTALS & AVERAGES	\$1,255,545,774.81	\$1,188,676,532.67	232	1.248%	1.334%

The Local Agency Investment Funds is an open ended account and is not included in the total weighted days to maturity.

**Treasurer Division - Department of Finance
 Portfolio Yield Report - Operating Funds
 County of Marin, Schools & Special Districts
 December 31, 2017**

INVESTMENT HOLDINGS	BOOK VALUE	12/31/17
Local Agency Investment Funds	\$240,424.12	1.239%
Money Market Funds	\$20,085,047.16	1.060%
Federal Agency - Coupon	\$308,275,236.53	1.373%
Federal Agency - Discount	\$916,610,642.67	1.315%
Misc. Securities- Coupon	\$220,000.00	3.538%
Amortized Note	\$3,215,303.53	4.469%
TOTAL	\$1,248,646,654.01	1.334%

PORTFOLIO ALLOCATION





TREASURER DIVISION - DEPARTMENT OF FINANCE
REPORT OF INVESTMENTS - NON-OPERATING FUNDS
CHILDREN & FAMILIES COMMISSION

December 31, 2017

Page 1

INVESTMENT #	TYPE	FACE VALUE	MATURITY DATE	PURCHASE DATE	BOOK VALUE	YTM 360 DAYS	YTM 365 DAYS	DESCRIPTION	MARKET VALUE
101	LA2	99,861.02	//	//	99,861.02	1.222	1.239	LOCAL AGENCY INVESTMENT FUND	99,861.02
		99,861.02			99,861.02				99,861.02

TREASURER DIVISION - DEPARTMENT OF FINANCE
REPORT OF INVESTMENTS - NON-OPERATING FUNDS
SAN RAFAEL SCHOOLS
December 31, 2017



Page 1

INVESTMENT #	TYPE	FACE VALUE	MATURITY DATE	PURCHASE DATE	BOOK VALUE	YTM 360 DAYS	YTM 366 DAYS	DESCRIPTION	MARKET VALUE
687	LA1	0.00	//	//	0.00	5.181	5.253	LOCAL AGENCY INVESTMENT FUND	0.00
746	LA1	432,565.06	//	//	432,565.06	1.222	1.239	LOCAL AGENCY INVESTMENT FUND	432,565.06
		432,565.06			432,565.06				432,565.06
AMORTIZATION & ACCRETION OF PREMIUMS & DISCOUNTS					-0-				
		432,565.06			432,565.06				432,565.06



B-1

LAGUNITAS SCHOOL DISTRICT
San Geronimo, California

MINUTES FROM THE REGULAR MEETING
OF THE BOARD OF TRUSTEES

Thursday, February 15, 2018

1. **CALL TO ORDER:** The meeting was called to order at 5:00 p.m. by Richard Sloan, Chair. Members present were Denise Bohman, Steve Rebscher and Richard Sloan. Trustees Christopher Sabec and Meegan Ochs-Potter were excused. Also present were John Carroll, Superintendent, Jeff Lippstreu, CBO, and Laura Shain, Principal. Donna Henderson, Administrative Assistant, recorded the minutes.
2. **APPROVAL OF CLOSED SESSION AGENDA:** Board Members approved the Closed Session Agenda (Bohman/Rebscher)
3. **PUBLIC COMMENTS ON CLOSED SESSION AGENDA:** There were no comments.
4. **RECESS TO CLOSED SESSION:** Board Members and Administration recessed to Closed Session pursuant to Ed. Code Section 54957.6 Conference with Labor Negotiator, John Carroll, Certificated, Classified, and Management/Confidential, requested by John Carroll, Superintendent and pursuant to Section 54957: Public Employee Discipline/Dismissal/Release, requested by John Carroll, Superintendent.
5. **RECONVENE INTO OPEN SESSION (Room 20, Lagunitas School):** The Board of Trustees reconvened at 6:10 p.m. The Chair announced that no reportable action was taken in Closed Session.
6. **PUBLIC COMMENTS:** Dave Cort, Director of the SGVCC, announced that the annual Talent Show will take place on March 17th in the multi-purpose room on the Lagunitas school campus. There will be a fundraising event for the community center at the Lagunitas Brewing Company on Tuesday, April 10th from 5:30 to 8:30 p.m.
7. **APPROVAL OF OPEN SESSION AGENDA:** Denise Bohman moved to approve, Steve Rebscher, second. Motion carried, 3 ayes.
8. **INTRODUCTIONS:** Introductions were made; there were approximately 15 members of the public in attendance.

LONG RANGE PLAN: Sarah Fisk, Facilitator, gave an overview of the planning work that has been done so far. She has been meeting with John Carroll, Superintendent, Richard Sloan, Board President, and Trustee Steve Rebscher. Members of the audience gave input to the planning charts that she presented.

9. BOARD MEMBER REPORTS:

- a. Trustee Denise Bohman asked that when the board meeting is adjourned it should be in honor to those staff and students who were massacred at Stoneman Douglas High School in Parkland, Florida on February 14th.
- b. Trustee Steve Rebscher reported that he has been working in negotiations with LTA and also with the planning committee for the Long Range Plan.
- c. Trustee Richard Sloan announced that the San Geronimo School playground is 99% complete.

10. ADMINISTRATIVE REPORTS:

- a. John Carroll, Superintendent, informed the Board that he has recently attended conferences – a Math Leadership Conference in Stanford with Jo Boles, and a Masters In Governance training, presented by the California School Boards Association.
- b. Laura Shain, Principal, reminded the audience of the 3 upcoming productions for each of the programs.
- c. Jeff Lippstreu, CBO, has been working with the staff at the Marin County Office of Education in their review of the District's First Interim Report. The Facilities Committee meets again near the end of March. Alejandro Alvarado, District Maintenance person, has been doing great things in the school garden.

11. REPORTS – “What Works”. A report on practices that have the highest impact on student learning was postponed until the March meeting.

12. CORRESPONDENCE/INFORMATION ITEMS: Board Members reviewed the enrollment update of February, 2018, the letter of January 16, 2018 from the Marin County Office of Education regarding the District's First Interim Report, the Certification of Corrective Action, 2016/17 Audit Findings from the Marin County Office of Education, the Kraven Committee recommendation for Middle School Science for the 2017/18 school year, and the Performance Indicator Review, prepared by Laura Shain, Principal, for the California Department of Education regarding our Special Education Program.

A. ITEMS FOR DISCUSSION ONLY:

- 1. DEFICIT SPENDING REDUCTION PLAN: John Carroll, Superintendent, announced that the district budget is looking better and that the deficit might be considerably lower than projected. He suggested that the Board delay the process discussion until the next regular board meeting when more trustees are in attendance.

B. CONSENT AGENDA: Richard Sloan asked that Item B-3 Certificated Seniority List be removed from the Consent Agenda for separate discussion. **Motion:** Denise Bohman moved to approve the Consent Agenda which included (1) Minutes – Regular Meeting, January 18, 2018, (2) Warrants, (4) Classified Seniority List 2017/18, (5) School Calendar for the 2018/19 school year, and (6) Interdistrict Transfer List #3, 2018/19 school year. Steve Rebscher, second. Motion carried 3 ayes (Bohman, Rebscher, and Sloan) 2 absent (Sabec, Ochs-Potter).

C. ACTION ITEMS

- 1. ITEMS REMOVED FROM THE CONSENT AGENDA: Item B-3. Richard Sloan stated his objection to the Certificated Seniority List, stating that he believes that it is a core value of the district is that parents choose the teachers in their program. **Motion:** Denise Bohman moved to approve the Certificated Seniority List for the 2017/18 school year.. Steve Rebscher, second. Motion failed, no

majority vote – 2 ayes (Bohman, Rebscher), 1 no (Sloan) and 2 absent (Ochs-Potter, Sabec). This item will be on Correspondence/Information Items for the next board meeting on March 15th, 2018.

2. GYM STORAGE: Jeff Lippstreu, CBO, gave an update on the storage unit for the gym. He informed the board that he will be looking into the California Uniform Public Construction Cost Accounting Act which will give the District more leeway in the execution of the gym project.
3. APPROVE INTERAGENCY AGREEMENT: **Motion:** Steve Rebscher moved to approve the Interagency Agreement with the Marin Health and Human Services Department – Children Family Services (“CFS”) for Transportation Procedures to ensure School Stability for Foster Students. Denise Bohman, second. Motion carried 3 ayes (Rebscher, Bohman, Sloan) and 2 absent (Sabec, Ochs-Potter).
4. APPROVE PURCHASE OF SERVICE FROM APPTTEGY FOR THE DEVELOPMENT OF SCHOOL COMMUNICATIONS SYSTEM, INCLUDING MOBILE APP AND WEBSITE HOSTING: **Motion:** Denise Bohman moved to approve a contract with Apptegy for the development of a school communications system, including a mobile app and website hosting, one time set-up fee of \$6000 and annual renewal of \$3500. Steve Rebscher, second. Motion carried, 3 ayes (Bohman, Rebscher, Sloan) and 2 absent (Sabec and Ochs-Potter).

D. HUMAN RESOURCES/ACTION AGENDA:

1. ACCEPT LETTER OF RESIGNATION from Emma Purkey, Instructional Assistant, effective January 31, 2018. **Motion:** Denise Bohman moved to approve letter of resignation from Emma Purkey, Instructional Assistant, effective January 31, 2018. Steve Rebscher, second. Motion carried, 3 ayes (, Rebscher, Bohman, Sloan) and 2 absent (Sabec, Ochs-Potter).
2. ACCEPT LETTER OF RETIREMENT FROM MWANZA FURAHHA, ASST. COOK: **Motion:** Denise Bohman moved to accept, with regret, the resignation letter from Mwanza Furaha, Assistant Cook.. Steve Rebscher, second. Motion carried, 3 ayes (Bohman, Sloan, Rebscher) and 2 absent (Sabec, Ochs-Potter).

The Meeting was adjourned at 8:45 p.m.

John Carroll, Secretary to the Board of Trustees

Date

LAGUNITAS SCHOOL DISTRICT

BOARD MEETING

B-2

DATE: MARCH 15, 2018

Page/s

Included;

Batch	31	1 - 2
Batch	32	3 - 7
Batch	33	8
Batch	34	9 - 12

DISTRICT: 021 LAGUNITAS SCHOOL DISTRICT
BATCH: 0031 FEBRUARY
FUND : 01 GENERAL FUND

WARRANT	VENDOR/ADDR	NAME (REMIT)	DEPOSIT TYPE										ABA NUM	ACCOUNT NUM	AMOUNT	
	REQ#	REFERENCE	LN	FD	RESC	Y	OBJT	SO	GOAL	FUNC	LOC	ACT	GRP	DESCRIPTION		
20188552	003179/	FAGEN FRIEDMAN														
		PV-180011	1.	01	0000	0	5829	00	0000	7100	000	000	000	677-0004	LEGAL SERVICES	57.00
			1.	01	0000	0	5829	00	0000	7100	000	000	000	677.0005	LEGAL SERVICES	44.00
															WARRANT TOTAL	\$101.00
20188553	003322/	JAMES HALLROAN														
		PV-180190		01	1100	0	5840	00	1130	1000	025	004	000		AFTER SCH BASKET BALL REFEREE	130.00
															WARRANT TOTAL	\$130.00
20188554	000007/	KAISER FOUNDATION														
		PV-180184		01	0000	0	9520	00	0000	0000	000	000	000	552-0000	FEB18 KAISER TRADTNL	3,873.22
				01	0000	0	9524	00	0000	7110	000	000	000	552-0000	FEB18 KAISER TRADTNL	680.94
				01	0000	0	9526	00	0000	0000	000	000	000	552-0000	FEB18 KAISER TRADTNL	14,580.30
															WARRANT TOTAL	\$19,134.46
20188555	000007/01	KAISER FOUNDATION														
		PV-180185		01	0000	0	9524	00	0000	0000	000	000	000	552-0001	FEB18 KAISER RETIREES	1,937.89
															WARRANT TOTAL	\$1,937.89
20188556	000007/02	KAISER FOUNDATION														
		PV-180186		01	0000	0	9520	00	0000	0000	000	000	000	552-0002	FEB KAISER VAL OPT	1,339.17
				01	0000	0	9526	00	0000	0000	000	000	000	552-0002	FEB KAISER VAL OPT	6,898.62
															WARRANT TOTAL	\$8,237.79
20188557	000009/	MSIA/DENTAL														
		PV-180187		01	0000	0	9520	00	0000	0000	000	000	000	7302-1151/1152	FEB18 DENTAL	1,034.69
				01	0000	0	9524	00	0000	0000	000	000	000	7302-1151/1152	FEB18 DENTAL	667.94
				01	0000	0	9524	00	0000	7110	000	000	000	7302-1151/1152	FEB18 DENTAL	121.46
				01	0000	0	9528	00	0000	0000	000	000	000	7302-1151/1152	FEB18 DENTAL	2,371.78
															WARRANT TOTAL	\$4,195.87
20188558	000221/	MSIA/VISION														
		PV-180188		01	0000	0	9523	00	0000	0000	000	000	000	00421701-0004	FE818MSIA/VISIDN	256.50

DISTRICT: 021 LAGUNITAS SCHOOL DISTRICT
 BATCH: 0031 FEBRUARY
 FUND : 01 GENERAL FUND

WARRANT	VENDOR/ADDR	NAME (REMIT)	DEPOSIT TYPE	ABA NUM	ACCOUNT NUM	AMOUNT
	REQ#	REFERENCE LN	FD RESC Y OBJT SO GOAL FUNC LOC ACT GRP		DESCRIPTION	
			01-0000-0-9524.00-0000-0000-000-000-000	00421701-0004	FEB18MSIA/VISION	34.20
			01-0000-0-9524.00-0000-7110-000-000-000	00421701-0004	FEB18MSIA/VISION	8.55
			WARRANT TOTAL			\$299.25
20188559	002389/	PITNEY BOWES				
		PO-180016	1. 01-0000-0-5625.00-0000-7200-000-000-000	3101931023	POSTAGE MACH RENTAL	167.52
			WARRANT TOTAL			\$167.52
20188560	003320/	DARRELL ROARY				
		PV-180189	01-1100-0-5840.00-1130-1000-025-004-000		AFTER SCH BASKET BALL REFEREE	50.00
			WARRANT TOTAL			\$50.00
*** FUND	TOTALS ***		TOTAL NUMBER OF CHECKS:	9	TOTAL AMOUNT OF CHECKS:	\$34,253.78*
			TOTAL ACH GENERATED:	0	TOTAL AMOUNT OF ACH:	\$.00*
			TOTAL EFT GENERATED:	0	TOTAL AMOUNT OF EFT:	\$.00*
			TOTAL PAYMENTS:	9	TOTAL AMOUNT:	\$34,253.78*
*** BATCH	TOTALS ***		TOTAL NUMBER OF CHECKS:	9	TOTAL AMOUNT OF CHECKS:	\$34,253.78*
			TOTAL ACH GENERATED:	0	TOTAL AMOUNT OF ACH:	\$.00*
			TOTAL EFT GENERATED:	0	TOTAL AMOUNT OF EFT:	\$.00*
			TOTAL PAYMENTS:	9	TOTAL AMOUNT:	\$34,253.78*
*** DISTRICT	TOTALS ***		TOTAL NUMBER OF CHECKS:	9	TOTAL AMOUNT OF CHECKS:	\$34,253.78*
			TOTAL ACH GENERATED:	0	TOTAL AMOUNT OF ACH:	\$.00*
			TOTAL EFT GENERATED:	0	TOTAL AMOUNT OF EFT:	\$.00*
			TOTAL PAYMENTS:	9	TOTAL AMOUNT:	\$34,253.78*

DISTRICT: 021 LAGUNITAS SCHOOL DISTRICT
 BATCH: 0032 FEBRUARY 2018
 FUND : 01 GENERAL FUND

WARRANT	VENDOR/ADDR	NAME (REMIT)	DEPOSIT TYPE										ABA NUM	ACCOUNT NUM	AMOUNT
	REQ#	REFERENCE	LN	FD	RESC	Y	OBJT	SO	GOAL	FUNC	LOC	ACT	GRP	DESCRIPTION	
20189567	002375/	ADVANCED SECURITY													
		PD-180037	1.	01	0000	0	5840.00	0000	8200	000	000	000		412956 FEB-APR SCHL MONITORING	177.00
			1.	01	0000	0	5840.00	0000	8200	000	000	000		407279 SERV/BATTRS PULL STATIO	387.79
			2.	01	0000	0	5840.00	0000	8200	027	000	000		409064 GYM ELEV MONI/1-3/31/18	30.00
			2.	01	0000	0	5840.00	0000	8200	027	000	000		410934 GYM ELEV REPAIR APPT	158.00
			2.	01	0000	0	5840.00	0000	8200	027	000	000		410795 GYM ELEV ALARM TESTING	275.00
			3.	01	0000	0	5840.00	0000	8200	027	000	000		412956 FEB-APR GYM MONITORING	88.50
			3.	01	0000	0	5840.00	0000	8200	027	000	000		410934 GYM ELEV REPAIR APPT	22.00
														WARRANT TOTAL	\$1,138.29
20189568	003020/	AMERIGAS													
		PO-180039	1.	01	0000	0	5505.00	0000	8200	000	000	000		3074762372/102083270 PROPANE	454.05
			1.	01	0000	0	5505.00	0000	8200	000	000	000		3074966164/102092432 PROPANE	817.90
			1.	01	0000	0	5505.00	0000	8200	000	000	000		3075007058/102083324 PROPANE	648.84
			1.	01	0000	0	5505.00	0000	8200	000	000	000		3074762383/102088436 PROPANE	441.52
														WARRANT TOTAL	\$2,362.31
20189569	002598/	AT&T													
		PO-180015	1.	01	0000	0	5940.00	0000	8200	000	000	000		10856803 FEB18OPT-E-MAN1062B28	626.28
														WARRANT TOTAL	\$626.28
20189570	002511/	BOLINAS-STINSON													
		PO-180004	5.	01	0000	0	5200.00	1110	7150	000	000	000		160004 REIMB TRAVEL/CONFERENCE	284.58
			3.	01	0000	0	5200.00	1110	7150	000	000	000		160004 REIMB TRAVEL/CONFERENCE	1,452.32
			5.	01	0000	0	5200.00	1110	7150	000	000	000		160004 NOV-DEC GURBST MEETINGS	500.00
			4.	01	0000	0	5230.00	1110	7150	000	000	000		160004 SUPT MILEAGE	171.20
			2.	01	0000	0	5300.00	0000	7150	000	000	000		160004 SUPT DUES/MEMBERSHIP	238.85
			1.	01	0000	0	5840.00	0000	7150	000	000	000		160004 SUPERINTENDNT PAYROLL	23,342.57
			1.	01	0000	0	5840.00	0000	7150	000	000	000		160004 SUPERNTNDNT BNFITS/TXES	6,357.42

DISTRICT: 021 LAGUNITAS SCHOOL DISTRICT
 BATCH: 0032 FEBRUARY 2018
 FUND : 01 GENERAL FUND

WARRANT	VENDOR/ADDR	NAME (REMIT)	DEPOSIT TYPE	ABA NUM	ACCOUNT NUM	AMOUNT
	REQ#	REFERENCE LN	FD RESC Y OBJT SO GOAL FUNC LOC ACT GRP		DESCRIPTION	
WARRANT TOTAL						\$32,346.94
20189571	000653/	BOOK PASSAGE INC.				
		PO-180139	2. 01-6300-0-4100.00-1110-1000-000-000-000		326570 MID SCH KATHERINE BOOKS	222.73
			1. 01-6300-0-4100.00-1110-1000-025-004-000		326570 M/S KATHERINE BOOKS	247.07
		PO-180140	1. 01-6300-0-4100.00-1110-1000-026-002-000		ANITA/OPEN CLASSROOM BOOK ORD	162.91
					WARRANT TOTAL	\$632.71
20189572	003226/02	CA DEPT OF PARKS & REC				
		PV-180191	01-9032-0-5819.00-1335-1000-026-002-867		LEAP/JANELLE OVERNITE 3/13-14	300.00
					WARRANT TOTAL	\$300.00
20189573	003313/	CLASSROOM PRODUCTS LLC				
		PO-180132	1. 01-1100-0-4300.00-1110-1000-025-004-000		30032 PRIVACY SHIELDS	111.60
					WARRANT TOTAL	\$111.60
20189574	001954/	ANITA M COLLISON				
		PV-180193	01-1100-0-4300.00-1110-1000-026-000-000		REIMB SUPPLIES MAP BOOK	23.87
		PV-180194	01-9032-0-4300.00-1110-1000-026-000-000		REIMB ANITA PET SUPPLIES	96.16
		PV-180196	01-9032-0-5819.00-1335-1000-026-002-867		REIMB FIELD TRIP FERRY TICKETS	400.00
			01-9032-0-5819.00-1335-1010-026-002-000		REIMB FIELD TRIP FERRY TICKETS	295.00
					WARRANT TOTAL	\$815.03
20189575	003228/	TROY E DUNHAM				
		PV-180192	01-9032-0-5840.00-1335-1000-026-002-000		LEAP/JENELLE 3/13 STRY TELLER	50.00
			01-9032-0-5840.00-1335-1000-026-002-867		LEAP/JENELLE 3/13 STRY TELLER	100.00
					WARRANT TOTAL	\$150.00
20189576	001295/	GENERAL BINDING CORP				
		PO-180020	1. 01-0000-0-5620.00-0000-7200-000-000-000		480544 1/28-6/30 SERV AGREEMNT	324.09
					WARRANT TOTAL	\$324.09
20189577	002735/	LAGUNITAS SCHOOL				
		RC-180007	01-1100-0-4300.00-0000-7150-000-000-000		R1010 BOARD MEETING SUPPLIES	55.49

DISTRICT: 021 LAGUNITAS SCHOOL DISTRICT
 BATCH: 0032 FEBRUARY 2018
 FUND : 01 GENERAL FUND

WARRANT	VENDOR/ADDR	NAME (REMIT)	DEPOSIT TYPE					ABA NUM	ACCOUNT NUM	AMOUNT					
	REQ#	REFERENCE	LN	FD	RESC	Y	OBJT	SO	GOAL	FUNC	LOC	ACT	GRP	DESCRIPTION	

WARRANT TOTAL														\$55.49	
20189578	001886/	MARIN CO SHERIFF'S													
		PO-180077	1.	01-	0000-	0-	5821.00	0000-	7200-	000-	000-	000-	000-	10573 OCT-DEC18 FINGERPRINTING	60.00
WARRANT TOTAL														\$60.00	
20189579	000372/	OFFICE DEPOT													
		PO-180035	1.	01-	1100-	0-	4300.00	0000-	7200-	000-	000-	000-	000-	103708778001 OFFICE SUPPLIES	30.17
		PO-180141	1.	01-	1100-	0-	4300.00	1110-	2700-	000-	000-	000-	000-	102198442001 LEONORA/OFFICE SU	27.76
			1.	01-	1100-	0-	4300.00	1110-	2700-	000-	000-	000-	000-	102198184001 BUCK ORDER	32.46
		PO-180142	1.	01-	1100-	0-	4300.00	1110-	2700-	000-	000-	000-	000-	103708778001 AMY MCCONNELL SUP	31.24
		PO-180144	2.	01-	1100-	0-	4300.00	1110-	1000-	026-	000-	000-	000-	105210340001 OPEN ART SUPPLIES	49.77
			2.	01-	1100-	0-	4300.00	1110-	1000-	026-	000-	000-	000-	105210504001 OPEN ART SUPPLIES	12.99
			2.	01-	1100-	0-	4300.00	1110-	1000-	026-	000-	000-	000-	105210503001 OPEN ART SUPPLIES	146.82
			1.	01-	1100-	0-	4300.00	1451-	1000-	026-	002-	000-	000-	105210340001 OPEN ART SUPPLIES	62.07
WARRANT TOTAL														\$393.28	
20189580	000002/	PG&E													
		PO-180002	1.	01-	0000-	0-	5510.00	0000-	8200-	000-	000-	000-	000-	9922772254-5 FEB18 ELECTRICITY	20.37
			1.	01-	0000-	0-	5510.00	0000-	8200-	000-	000-	000-	000-	2172974049-4 FEB18 ELECTRICITY	127.45
WARRANT TOTAL														\$147.82	
20189581	000505/	SCHOOL SERVICES													
		PO-180050	1.	01-	0000-	0-	5210.00	0000-	7300-	000-	000-	000-	000-	W09B503-IN GOV'S BUDGET WRKSHP	215.00
WARRANT TOTAL														\$215.00	
20189582	002658/	SPP FUND II LLC													
		PO-180014	1.	01-	0000-	0-	5510.00	0000-	8200-	000-	000-	000-	000-	000150548948 JAN18 SOLAR COSTS	797.53
WARRANT TOTAL														\$797.53	
20189583	002419/	STATE OF CALIFORNIA													
		PV-180195		01-	0000-	0-	3501.00	1110-	1000-	000-	000-	000-	000-	L0907B29024 10/1-12/1 LEC TAX	70.90
WARRANT TOTAL														\$70.90	

DISTRICT: 021 LAGUNITAS SCHOOL DISTRICT
 BATCH: 0032 FEBRUARY 2018
 FUND : 01 GENERAL FUND

WARRANT	VENDOR/ADDR	NAME (REMIT)	DEPOSIT TYPE					ABA NUM	ACCOUNT NUM	AMOUNT					
	REQ#	REFERENCE	LN	FD	RESC	Y	OBJT	SO	GOAL	FUNC	LOC	ACT	GRP	OESCRPTION	
20189584	002776/	THYSSEN KRUPP													
		PO-180040	1.	01	0000	0	5840	00	0000	8200	027	000	000	3003636586 GYM ELEV SERV/MONTR	183.04
			1.	01	0000	0	5840	00	0000	8200	027	000	000	3003706475 GYM ELEV SERV/MONTR	183.04
														WARRANT TOTAL	\$366.08
20189585	002552/	SUE WALKER-WABER													
		PO-180126	1.	01	1100	0	4300	00	1390	1000	025	004	000	REIMB 2/15 MIO SCH SCIENCE SUP	70.02
														WARRANT TOTAL	\$70.02
20189586	003248/	WELLS FARGO VENDOR													
		PD-180009	1.	01	0000	0	5620	00	0000	7200	000	000	000	68060161 COPY MACHINES PYMNT	595.38
														WARRANT TOTAL	\$595.38
*** FUND	TOTALS ***													TOTAL NUMBER OF CHECKS:	20
														TOTAL AMOUNT OF CHECKS:	\$41,578.75*
														TOTAL ACH GENERATED:	0
														TOTAL AMOUNT OF ACH:	\$.00*
														TOTAL EFT GENERATED:	0
														TOTAL AMOUNT OF EFT:	\$.00*
														TOTAL PAYMENTS:	20
														TOTAL AMOUNT:	\$41,578.75*

DISTRICT: 021 LAGUNITAS SCHOOL DISTRICT
 BATCH: 0032 FEBRUARY 2018
 FUND : 13 CAFETERIA FUND

WARRANT	VENDOR/ADDR	NAME (REMIT)	DEPOSIT TYPE					ABA NUM	ACCOUNT NUM	AMOUNT					
	REQ#	REFERENCE	LN	FD	RESC	Y	OBJT	SO	GOAL	FUNC	LOC	ACT	GRP	DESCRIPTION	
20189587	002631/	ARAMARK UNIFORM													
		PO-180029	1.	13-5310-0-4300.00-0000-3700-000-000-000										703667817 LUNCH KITCHEN SUPPL	50.00
			1.	13-5310-0-4300.00-0000-3700-000-000-000										703698425 LUNCH KITCHEN SUPPL	51.50
			1.	13-5310-0-4300.00-0000-3700-000-000-000										703677983 LUNCH KITCHEN SUPPL	50.00
			1.	13-5310-0-4300.00-0000-3700-000-000-000										703688238 LUNCH KITCHEN SUPPL	51.50
														WARRANT TOTAL	\$203.00
20189588	002470/	CLOVER STORNETTA													
		PO-180013	1.	13-5310-0-4700.00-0000-3700-000-000-000										0100842727 LUNCH PROGRAM DAIRY	23.00
														WARRANT TOTAL	\$23.00
20189589	001505/	FOWLER BROTHERS													
		PO-180030	1.	13-5310-0-4700.00-0000-3700-000-000-000										167131 LUNCH PROGRAM PRODUCE	380.40
														WARRANT TOTAL	\$380.40
20189590	003144/	GHIRINGHELLI													
		PO-180031	1.	13-5310-0-4700.00-0000-3700-000-000-000										382 LUNCH PROGRAM PIZZA	316.00
			1.	13-5310-0-4700.00-0000-3700-000-000-000										383 LUNCH PROGRAM PIZZA	316.00
														WARRANT TOTAL	\$632.00
*** FUND	TOTALS ***			TOTAL NUMBER OF CHECKS:	4			TOTAL AMOUNT OF CHECKS:							\$1,238.40*
				TOTAL ACH GENERATED:	0			TOTAL AMOUNT OF ACH:							\$.00*
				TOTAL EFT GENERATED:	0			TOTAL AMOUNT OF EFT:							\$.00*
				TOTAL PAYMENTS:	4			TOTAL AMOUNT:							\$1,238.40*
*** BATCH TOTALS ***				TOTAL NUMBER OF CHECKS:	24			TOTAL AMOUNT OF CHECKS:							\$42,817.15*
				TOTAL ACH GENERATED:	0			TOTAL AMOUNT OF ACH:							\$.00*
				TOTAL EFT GENERATED:	0			TOTAL AMOUNT OF EFT:							\$.00*
				TOTAL PAYMENTS:	24			TOTAL AMOUNT:							\$42,817.15*
*** DISTRICT TOTALS ***				TOTAL NUMBER OF CHECKS:	24			TOTAL AMOUNT OF CHECKS:							\$42,817.15*
				TOTAL ACH GENERATED:	0			TOTAL AMOUNT OF ACH:							\$.00*
				TOTAL EFT GENERATED:	0			TOTAL AMOUNT OF EFT:							\$.00*
				TOTAL PAYMENTS:	24			TOTAL AMOUNT:							\$42,817.15*

DISTRICT: 021 LAGUNITAS SCHOOL DISTRICT
 BATCH: 0033 FEBRUARY 2018
 FUND : 01 GENERAL FUND

WARRANT	VENDOR/ADDR REQ#	NAME (REMIT) REFERENCE LN	DEPOSIT TYPE FD RESC Y OBJT SO GOAL FUNC LOC ACT GRP	ABA NUM	ACCOUNT NUM DESCRIPTION	AMOUNT
20189770	002563/	ECS IMAGING INC				
		PO-180071	1. 01-0000-0-5840.00-0000-7200-000-000-000		12858 17-18 LAZERFICHE SERV	1,490.00
					WARRANT TOTAL	\$1,490.00
20189771	001869/	JEFFREY LIPPSTREU				
		PV-180197	01-0000-0-5230.00-0000-7200-000-000-000		REIMB FEB 2018 MILEAGE	40.33
		PV-180199	01-1100-0-4300.00-0000-7200-000-000-000		REIMB GARDEN/NEGOTIATIONS SUPP	22.30
			01-9213-0-4300.00-1330-1000-000-000-000		REIMB GARDEN/NEGOTIATIONS SUPP	352.54
					WARRANT TOTAL	\$415.17
20189772	000372/	OFFICE DEPOT				
		PO-180005	1. 01-1100-0-4311.00-1110-2700-000-000-000		106228682001 BULK PAPER	242.39
					WARRANT TOTAL	\$242.39
20189773	000002/	PG&E				
		PO-180002	1. 01-0000-0-5510.00-0000-8200-000-000-000		8558428898-0 FEB18 ELECTRICITY	853.89
					WARRANT TOTAL	\$853.89
20189774	003323/	PRECITA EYES MURALISTS				
		PV-180198	01-9034-0-5819.00-1335-1010-025-004-000		3/15 MID SCH/MURAL WALK TOUR	224.00
					WARRANT TOTAL	\$224.00
20189775	002885/	LAURA SHAIN				
		PV-180200	01-1100-0-4300.00-1110-2700-000-000-000		REIMB 2/7 MEETING SUPPLIES	39.57
					WARRANT TOTAL	\$39.57
*** FUND	TOTALS ***		TOTAL NUMBER OF CHECKS:	6	TOTAL AMOUNT OF CHECKS:	\$3,265.02*
			TOTAL ACH GENERATED:	0	TOTAL AMOUNT OF ACH:	\$.00*
			TOTAL EFT GENERATED:	0	TOTAL AMOUNT OF EFT:	\$.00*
			TOTAL PAYMENTS:	6	TOTAL AMOUNT:	\$3,265.02*
*** BATCH TOTALS ***			TOTAL NUMBER OF CHECKS:	6	TOTAL AMOUNT OF CHECKS:	\$3,265.02*
			TOTAL ACH GENERATED:	0	TOTAL AMOUNT OF ACH:	\$.00*
			TOTAL EFT GENERATED:	0	TOTAL AMOUNT OF EFT:	\$.00*
			TOTAL PAYMENTS:	6	TOTAL AMOUNT:	\$3,265.02*
*** DISTRICT TOTALS ***			TOTAL NUMBER OF CHECKS:	6	TOTAL AMOUNT OF CHECKS:	\$3,265.02*
			TOTAL ACH GENERATED:	0	TOTAL AMOUNT OF ACH:	\$.00*
			TOTAL EFT GENERATED:	0	TOTAL AMOUNT OF EFT:	\$.00*
			TOTAL PAYMENTS:	6	TOTAL AMOUNT:	\$3,265.02*

DISTRICT: 021 LAGUNITAS SCHOOL DISTRICT
 BATCH: 0034 MARCH 2018
 FUND : 01 GENERAL FUND

WARRANT	VENDOR/ADDR	NAME (REMIT)	DEPOSIT TYPE	ABA NUM	ACCOUNT NUM	AMOUNT
	REQ#	REFERENCE LN	FD RESC Y OBJT SO GOAL FUNC LOC ACT GRP		DESCRIPTION	
20190858	002382/	APPLE COMPUTER INC				
		PO-180146	1. 01-1100-0-4400.00-1110-1010-026-002-000		6722004529 REPAIR MARLENE COMP	525.89
					WARRANT TOTAL	\$525.89
20190859	003326/	APPTEGY INC.				
		PV-180206	01-0000-0-5840.00-0000-7200-000-000-000		AR1739 MOBLSPP DEVELOPMENT	1,177.00
			01-0000-0-5840.00-0000-7200-000-000-243		AR1739 MOBLSPP DEVELOPMENT	4,823.00
					WARRANT TOTAL	\$6,000.00
20190860	002102/	ROBERTA BICKEL				
		PO-180076	1. 01-6500-0-5230.00-5770-3600-000-000-000		FEB2018 SPECIAL ED TRANSPORTAT	196.20
					WARRANT TOTAL	\$196.20
20190861	002980/	BRIGHT PATH				
		PO-180119	1. 01-6500-0-5835.00-5770-1182-000-000-000		6916JAN18 OT SERVICES-MCOE	469.09
			1. 01-6500-0-5835.00-5770-1182-000-000-000		6817 JAN18 OT SERVICES	1,116.00
					WARRANT TOTAL	\$1,585.09
20190862	001240/	DISCOVERY OFFICE SYSTEMS				
		PO-180041	2. 01-0000-0-4300.00-0000-7200-000-000-000		55E1425311 COPIER STAPLES	148.48
					WARRANT TOTAL	\$148.48
20190863	000033/	FAIRFAX LUMBER				
		PO-180145	1. 01-9213-0-4300.00-1330-1000-000-000-000		156849 STORE DISCOUNT	5.66-
			1. 01-9213-0-4300.00-1330-1000-000-000-000		156849 GARDEN SUPPLIES	28.32
		PO-180147	1. 01-9213-0-4300.00-1330-1000-000-000-000		156452 STORE DISCOUNT	52.64-
			1. 01-9213-0-4300.00-1330-1000-000-000-000		156452 GARDEN REPAIR SUPP	282.76
			1. 01-9213-0-4300.00-1330-1000-000-000-000		156719 GARDEN REPAIR SUPP	126.74
			1. 01-9213-0-4300.00-1330-1000-000-000-000		156719 STORE DISCOUNT	25.35-
			1. 01-9213-0-4300.00-1330-1000-000-000-000		156602 STORE DISCOUNT	88.50-
			1. 01-9213-0-4300.00-1330-1000-000-000-000		156602 GAARDEN REPAIR SUPP	442.52
					WARRANT TOTAL	\$708.19

DISTRICT: 021 LAGUNITAS SCHDOL DISTRICT
 BATCH: 0034 MARCH 2018
 FUND : 01 GENERAL FUND

WARRANT	VENDOR/ADDR	NAME (REMIT)	DEPOSIT TYPE							ABA NUM	ACCOUNT NUM	AMOUNT		
	REQ#	REFERENCE LN	FD	RESC	Y	OBJT	SO	GOAL	FUNC	LOC	ACT	GRP	DESCRIPTION	
20190864	003324/	SARAH FISK JOHNSON												
		PO-180149	1.	01-0000-0-5840.00-0000-7100-000-000-000								LONG RANGE CONSULTING SERVICES	2,500.00	
				WARRANT TOTAL									\$2,500.00	
20190865	000785/	DONNA HENDERSON												
		PV-180205		01-1100-0-4300.00-0000-7110-000-000-000								REIMB BOARD 2/15 MEET SUPPLIES	49.04	
				WARRANT TOTAL									\$49.04	
20190866	002364/	HYDREX PEST CONTROL N. BAY INC												
		PV-180204		01-0000-0-5840.00-0000-8200-000-000-000								219297 YELLOW JACKETS SERVICE	175.00	
				WARRANT TOTAL									\$175.00	
20190867	000593/	LEAP 4 EDUCATION												
		PV-180201		01-9035-0-4300.00-1110-1000-000-000-000								REFUND 04-05 ACCOUNT BALANCE	4,509.37	
				WARRANT TOTAL									\$4,509.37	
20190868	001869/	JEFFREY LIPPSTREU												
		PV-180202		01-9031-0-4300.00-1110-1000-000-000-000								REIMB SWEATSHIRTS#2 ORDER	510.18	
				WARRANT TOTAL									\$510.18	
20190869	003318/	RECOLOGY SONOMA MARIN												
		PO-180137	1.	01-0000-0-5550.00-0000-8200-000-000-000								936477 DEBRIS BOX SERVICE	677.37	
				WARRANT TOTAL									\$677.37	
20190870	002687/	SILYCO												
		PO-180008	1.	01-9040-0-5840.00-1110-2420-000-000-000								FEB2018 TECH SERVICE & SUPPORT	1,700.00	
				WARRANT TOTAL									\$1,700.00	
20190871	003325/	NATALIE C SWENTY												
		PV-180203		01-1100-0-4300.00-1110-1000-025-003-000								REIMB NATE AMER DAY COOK SUP	95.19	
				WARRANT TOTAL									\$95.19	
20190872	000048/	TRANSBAY SECURITY												
		PO-180114	1.	01-8150-0-5611.00-0000-8200-000-000-000								69361 SG OFFICE DOOR REPAIR	137.48	
				WARRANT TOTAL									\$137.48	
20190873	002823/	WATERSAVERS IRRIGATION												
		PO-180143	1.	01-9213-0-4300.00-1330-1000-000-000-000								1936568-00 GARDEN REPAIR SUP	938.52	

DISTRICT: 021 LAGUNITAS SCHOOL DISTRICT
BATCH: 0034 MARCH 2018
FUND : 01 GENERAL FUND

WARRANT	VENDOR/ADDR	NAME (REMIT)	DEPOSIT TYPE					ABA NUM	ACCOUNT NUM	AMOUNT					
	REQ#	REFERENCE	LN	FD	RESC	Y	OBJT	SO	GOAL	FUNC	LOC	ACT	GRP	DESCRIPTION	

WARRANT TOTAL \$938.52

*** FUND	TOTALS ***	TOTAL NUMBER OF CHECKS:	16	TOTAL AMOUNT OF CHECKS:	\$20,456.00*
		TOTAL ACH GENERATED:	0	TOTAL AMOUNT OF ACH:	\$.00*
		TOTAL EFT GENERATED:	0	TOTAL AMOUNT OF EFT:	\$.00*
		TOTAL PAYMENTS:	16	TOTAL AMOUNT:	\$20,456.00*

DISTRICT: 021 LAGUNITAS SCHOOL DISTRICT
 BATCH: 0034 MARCH 2018
 FUND : 13 CAFETERIA FUND

WARRANT	VENDOR/ADDR	NAME (REMIT)	DEPOSIT TYPE					ABA NUM	ACCOUNT NUM	AMOUNT					
	REQ#	REFERENCE	LN	FD	RESC	Y	OBJT	SO	GOAL	FUNC	LOC	ACT	GRP	DESCRIPTION	
20190874	002631/	ARAMARK UNIFORM													
		PO-180029	1.	13-	5310-0-	4300.00-0000-	3700-000-000-000							703739553 LUNCH KITCHEN SUPPL	51.50
														703729322 LUNCH KITCHEN SUPPL	51.50
														703719012 LUNCH KITCHEN SUPPL	51.50
														703708767 LUNCH KITCHEN SUPPL	51.50
														WARRANT TOTAL	\$206.00
20190875	002470/	CLOVER STORNETTA													
		PO-180013	1.	13-	5310-0-	4700.00-0000-	3700-000-000-000							0100842728 LUNCH PROGRAM DAIRY	51.45
														0100853504 LUNCH PROGRAM DAIRY	108.44
														WARRANT TOTAL	\$159.89
20190876	000748/	FIREMASTER													
		PO-180062	1.	13-	5310-0-	5840.00-0000-	3700-000-000-000							508468 KITCHEN HOOD SEMIANNUAL	442.17
														WARRANT TOTAL	\$442.17
20190877	001505/	FOWLER BROTHERS													
		PO-180030	1.	13-	5310-0-	4700.00-0000-	3700-000-000-000							167230 LUNCH PROGRAM PRODUCE	369.36
														167408 LUNCH PROGRAM PRODUCE	344.20
														WARRANT TOTAL	\$713.56
20190878	003144/	GHIRINGHELLI													
		PO-180031	1.	13-	5310-0-	4700.00-0000-	3700-000-000-000							385 LUNCH PROGRAM PIZZA	316.00
														384 LUNCH PROGRAM PIZZA	316.00
														WARRANT TOTAL	\$632.00
*** FUND	TOTALS ***														
														TOTAL NUMBER OF CHECKS:	5
														TOTAL AMOUNT OF CHECKS:	\$2,153.62*
														TOTAL ACH GENERATED:	0
														TOTAL AMOUNT OF ACH:	\$.00*
														TOTAL EFT GENERATED:	0
														TOTAL AMOUNT OF EFT:	\$.00*
														TOTAL PAYMENTS:	5
														TOTAL AMOUNT:	\$2,153.62*
*** BATCH TOTALS ***															
														TOTAL NUMBER OF CHECKS:	21
														TOTAL AMOUNT OF CHECKS:	\$22,609.62*
														TOTAL ACH GENERATED:	0
														TOTAL AMOUNT OF ACH:	\$.00*
														TOTAL EFT GENERATED:	0
														TOTAL AMOUNT OF EFT:	\$.00*
														TOTAL PAYMENTS:	21
														TOTAL AMOUNT:	\$22,609.62*
*** DISTRICT TOTALS ***															
														TOTAL NUMBER OF CHECKS:	21
														TOTAL AMOUNT OF CHECKS:	\$22,609.62*
														TOTAL ACH GENERATED:	0
														TOTAL AMOUNT OF ACH:	\$.00*
														TOTAL EFT GENERATED:	0
														TOTAL AMOUNT OF EFT:	\$.00*
														TOTAL PAYMENTS:	21
														TOTAL AMOUNT:	\$22,609.62*

Lagunitas School District

ATTENDANCE YEAR CALENDAR FOR 2018-19

MONTH 1

Su	M	T	W	Th	F	Sa
19	20	21	22	23	24	25
26	27	28	29	30	31	
						1
2	3	4	5	6	7	8
9	10	11	12	13	14	15

18

MONTH 2

Su	M	T	W	Th	F	Sa
16	17	18	19	20	21	22
23	24	25	26	27	28	29
30						
	1	2	3	4	5	6
7	8	9	10	11	12	13

20

MONTH 3

Su	M	T	W	Th	F	Sa
14	15	16	17	18	19	20
21	22	23	24	25	26	27
28	29	30	31			
				1	2	3
4	5	6	7	8	9	10

19

MONTH 4

Su	M	T	W	Th	F	Sa
11	12	13	14	15	16	17
18	19	20	21	22	23	24
25	26	27	28	29	30	
						1
2	3	4	5	6	7	8

14

71

MONTH 5

Su	M	T	W	Th	F	Sa
9	10	11	12	13	14	15
16	17	18	19	20	21	22
23	24	25	26	27	28	29
30	31					
		1	2	3	4	5
6	7	8	9	10	11	12
13	14	15	16	17	18	19

18

MONTH 6

Su	M	T	W	Th	F	Sa
20	21	22	23	24	25	26
27	28	29	30	31		
					1	2
3	4	5	6	7	8	9
10	11	12	13	14	15	16

19

MONTH 7

Su	M	T	W	Th	F	Sa
17	18	19	20	21	22	23
24	25	26	27	28		
					1	2
3	4	5	6	7	8	9
10	11	12	13	14	15	16

14

MONTH 8

Su	M	T	W	Th	F	Sa
17	18	19	20	21	22	23
34	25	26	27	28	29	30
31						
	1	2	3	4	5	6
7	8	9	10	11	12	13

15

137

MONTH 9

Su	M	T	W	Th	F	Sa
14	15	16	17	18	19	20
21	22	23	24	25	26	27
28	29	30				
			1	2	3	4
5	6	7	8	9	10	11

20

MONTH 10

Su	M	T	W	Th	F	Sa
12	13	14	15	16	17	18
19	20	21	22	23	24	25
26	27	28	29	30	31	
						1
2	3	4	5	6	7	8

19

MONTH 11

Su	M	T	W	Th	F	Sa
9	10	11	12	13	14	15

4

TOTAL DAYS: 180

8/21/18	First Day for Students
9/5/18	Back to School Night
1/22/19	Classroom Tours begin
2/4/19	K Registration begins
5/1/19	Open House
6/13/19	Last Day for Students

11/16/18	End of 1 st Trimester
3/8/19	End of 2 nd Trimester
6/7/19	End of 3 rd Trimester

All Wednesdays - Minimum Days		

Parent Conferences/Teacher Work Time		
Minimum Days		
October 3 – 10, 2018		
January 23 – 30, 2019		
April 24 – May 1, 2019		

October 31 (Halloween) – Minimum Day		
December 19 – Noon Dismissal		
June 13 (Last day) – Noon Dismissal		

Non-Student Days	

9/3/18 Labor Day
11/12/18 Veterans' Day
11/19 – 11/23 Thanksgiving Holiday
12/20 – 1/4/19 Winter Break
1/21/19 Martin Luther King, Jr. Day
2/18 – 2/22/19 February Break
4/8 – 4/12/19 Spring Break
5/27/19 Memorial Day

8/16/18 Staff Development Day
8/17/18 Teacher Work Day
8/20/18 Teacher Work Day
11/01/18 Staff Development Day
3/11/19 Staff Development Day
6/14/19 Teacher Work Day

H	=	Federal/State Holiday
LH	=	Local Holiday
SD	=	Staff Development Day
W	=	Teacher Work Day

LAGUNITAS SCHOOL DISTRICT
San Geronimo, California

INTERDISTRICT TRANSFER LIST #4 2018-2019
March 15, 2018

INCOMING:

FROM:

OUTGOING:

Finn Thorsen (K)

Olina Thorsen (K)

Samuel Kidder (2nd)

Christopher Kidder (5th)

TO:

Ross Valley

Ross Valley

Ross Valley

Ross Valley

New

New

Renewal

Renewal

March 12, 2018

Dear Lagunitas School Board,

I am respectfully requesting your permission for my class to participate in an overnight field trip. The overnight camping trip would take place at Alice Eastwood group campground at Mt Tamalpais State Park. The dates for our trip would be Monday, May 21st through Wednesday, May 23rd. The cost of the trip is between \$25-\$30 per person and, upon approval, will be paid for by donations from the Open Classroom parent group.

Thank you for your consideration,

Anita Collison



C-2

LAGUNITAS SCHOOL DISTRICT
San Geronimo, California
RESOLUTION # 2018-10
UNIFORM PUBLIC CONSTRUCTION COST ACCOUNTING ACT

Whereas: prior to the passage of Assembly Bill No. 1666, Chapter 1054, Statutes of 1983, which added Chapter 2, commencing with Section 22000, to part 3 of Division 2 of the Public Contract Code, existing law did not provide a uniform cost accounting standard for construction work performed or contracted by local public agencies,

And Whereas: Public Contract Code section 22000 et seq., the Uniform Public Construction Cost Accounting Act, establishes such a uniform cost accounting standard;

And Whereas: The Commission established under the Act has developed uniform public construction cost accounting procedures for implementation by local public agencies in the performance of or in the contracting for construction of public projects, and

Now, Therefore, let it be resolved that the Lagunitas School District, located in San Geronimo, CA here elects under Public Contract Code Section 22030 to become subject to the uniform public construction cost accounting procedures set forth in the Act and to the Commission's policies and procedures manual and cost accounting review procedures as they may each from time to time be amended and directs that the Superintendent notify the State Controller forthwith of this election. This Resolution shall take effect upon its adoption.

Passed and Adopted by the Lagunitas School District Board of Trustees at a meeting held on March 15, 2018 by the following vote:

AYES:

NOES:

ABSENT:

ABSTAIN:

Richard Sloan, President of the Governing Board, Lagunitas School District
Lagunitas School District



LAGUNITAS SCHOOL DISTRICT

RESOLUTION 2018-11

RE: GUN CONTROL/SAFETY ON CAMPUS

WHEREAS, the average number of mass shootings in the United States over the last four years is nearly one per day;

WHEREAS, the tragedy at Marjory Stoneman Douglas High School in Parkland, Florida claimed the lives of 17 students and staff;

WHEREAS, the *Everytown for Gun Safety Support Fund* reports that there have been nearly 300 school shootings in America since 2013, an average of one per week;

WHEREAS, our teachers and school staff should not be asked to carry firearms on our school campuses with the expectation that they would prevent or stop a violent attack;

WHEREAS, our parents, families, teachers and staff should feel that our schools and communities are places of safety and free from the fear of such gun violence;

NOW THEREFORE BE IT RESOLVED, that in order to prevent future tragedies from occurring, the Lagunitas School District calls for necessary and appropriate action from State and Federal lawmakers to institute stricter gun laws including, but not limited to, requiring comprehensive background checks and a ban on semi-automatic firearms and equipment that would increase a firearm's capacity for ammunition or rate of fire;

BE IT FURTHER RESOLVED that the Lagunitas School District will transmit copies of this resolution to federal and state elected officials requesting immediate action to enact meaningful gun control legislation to prevent even one more child from being harmed by gunfire.

Adopted and approved by the Board of Education of the Lagunitas School District at the regular meeting held on the 15th day of March, 2018.

Lagunitas Elementary School District Board of Trustees

ATTEST:

John Carroll, Secretary to the Board

Richard Sloan, President

Lagunitas School District

Annual Staffing Plan
2018-2019

Background:

The Staffing Plan is intended to provide the Board of Trustees with essential information about staffing for the upcoming school year. It is presented annually in the spring so that there will be ample time for the school administration to take necessary personnel actions prior to the end of the school year. Such actions might include hiring, reduction in force, or structural changes that impact staffing levels expressed in Full-Time Equivalents (FTE).

The staffing plan will serve as a blueprint to guide employment and assignment decisions in the coming year and will facilitate a functional position control system. All information in the staffing plan (upon Board approval) will remain in effect for the following school year unless the Board approves amendments to it in the future. No positions will be added or reduced if such amendments have not received board approval or are mandated by a student's Individualized Education Plan (IEP).

Section I: Certificated Staffing (Non-administrative)

FTE: 13.00

Change from 2017-2018: **No Change of FTE**

Cost: \$1,456,972. (Total cost of employment including all benefits.)

Rationale:

Enrollment has not decreased to a level where staffing levels could have to be reduced. In order to accomplish district goals and program configurations staffing should remain unchanged. It is possible that actual enrollments will allow for some reduction in the 2019-20 or 2020-21 years.

Section II: Classified Staffing includes all confidential (Non-Administrative)

FTE: 14.856

Change from 2017-2018: **No Change of FTE**

Cost: \$1,059,146. (Total cost of employment including all benefits.)

Section III: Management/ Administration (Certificated and Confidential)

FTE: 2.50

Change from 2017-2018: **No Change**

Cost: \$457,417. (Total cost of employment including all benefits.)

Rationale: Note: The recommended staffing level of 2.50 FTE includes contracts with the principal, the chief business official, and the continuance of a Superintendent contract with Bolinas-Stinson School District.

C-5

Memo

To: Board of Trustees
From: John Carroll
Date: March 15, 2018
Re: Special Education Reserve

Item: Special Reserve for Special Education

Background: The Lagunitas School District has historically faced an annual encroachment into the general fund as a result of unfunded mandates in Special Education. In anticipation of the continuance of those costs and the potential for increases in the near future, a special reserve would provide a modest measure of financial stability. The amount proposed (\$96,000) is one-time money remaining in the ending balance. That amount would be used to offset an encroachment that has been at least \$345,000 and higher than \$500,000 in recent years.

Recommendation: Approve the designation of a Special Education Special Reserve of \$96,000.

Quick Summary: Action to approve a Special Education Reserve of \$96,000

C-6

Memo

To: Board of Trustees
From: John Carroll
Date: March 15, 2018
Re: Special Reserve for STRS/PERS Pension Costs

Item: C-6 Special Reserve for STRS/PERS Pension Costs

Background: Both of the California pension systems into which the Lagunitas School District contributes will be implementing substantial increases in employer contributions over the next several years. The CalSTRS employer contribution rate will grow from 14.43% in 2017 to 19.01% in 2020. The CalPERS employer contribution rate will grow from 15.531% in 2017 to 22.7% in 2020.

Those cost increases are legally mandated and have been communicated to the district in advance. Creating a special reserve is intended to cover this cost of those increases for the next two years.

Recommendation: Approve the designation of a Special Reserve of \$59,067 for STRS/ PERS increases in anticipation of increased employer contributions to CalPERS and CalSTRS.

Quick Summary: Action to approve a Special Reserve for STRS/ PERS increases of \$59,067

C-7

Jeff Lippstreu
Chief Business Official
Lagunitas School District

Memo

To: Board of Trustees
From: Jeff Lippstreu, C.B.O.
Date: 3/12/2018
Re: 2017-18 Consolidated Application, Part II

Background:

The Consolidated Application provides districts with various state and federal categorical program allocations. Federal funds in this application are used to supplement the district's regular instructional programs.

Recommended Motion:

Approval of the 2017-18 Consolidated Application for Funding Categorical Aid Programs – Part II.

Attachment:

Consolidated Application Part II 2017-18

2017-18 Certification of Assurances


Submission of Certification of Assurances is required every fiscal year. A complete list of legal and program assurances for the fiscal year can be found at <http://www.cde.ca.gov/fg/aa/co/ca17asstoc.asp>.

CDE Program Contact:

Joy Paull, jpaul@cdede.ca.gov, 916-319-0297

Consolidated Application Certification Statement

I hereby certify that all of the applicable state and federal rules and regulations will be observed by this applicant; that to the best of my knowledge the information contained in this application is correct and complete; and I agree to have the use of these funds reviewed and/or audited according to the standards and criteria set forth in the California Department of Education Categorical Program Monitoring (CPM) Manual. Legal assurances for all programs are accepted as the basic legal condition for the operation of selected projects and programs and copies of assurances are retained on site. I certify that we accept all assurances except for those for which a waiver has been obtained or requested. A copy of all waivers or requests is on file. I certify that actual ink signatures for this form are on file.

Authorized Representative's Full Name	Jeff Lippstreu
Authorized Representative's Signature	
Authorized Representative's Title	Chief Business Official
Authorized Representative Signature Date	06/23/2017

*****Warning*****

The data in this report may be protected by the Family Educational Rights and Privacy Act (FERPA) and other applicable data privacy laws. Unauthorized access or sharing of this data may constitute a violation of both state and federal law.

2017-18 Protected Prayer Certification

ESSA Section 8524 specifies federal requirements regarding constitutionally protected prayer in public elementary and secondary schools. This form meets the annual requirement and provides written certification.

CDE Program Contact:

Franco Rozic, Title I Monitoring and Support Office, frozic@cde.ca.gov, 916-319-0269

Protected Prayer Certification Statement

The LEA hereby assures and certifies to the California State Board of Education that the LEA has no policy that prevents, or otherwise denies participation in, constitutionally protected prayer in public schools as set forth in the "Guidance on Constitutionally Protected Prayer in Public Elementary and Secondary Schools."

The LEA hereby assures that this page has been printed and contains an ink signature. The ink signature copy shall be made available to the California Department of Education upon request or as part of an audit, a compliance review, or a complaint investigation.

The authorized representative agrees to the above statement	Yes
Authorized Representative's Full Name	John Carroll
Authorized Representative Title	Superintendent
Authorized Representative Signature Date	06/09/2017
Comment If the LEA is not able to certify at this time an explanation must be provided in the Comment field. (Maximum 500 characters)	

*****Warning*****

The data in this report may be protected by the Family Educational Rights and Privacy Act (FERPA) and other applicable data privacy laws. Unauthorized access or sharing of this data may constitute a violation of both state and federal law.

2017-18 Application for Funding

CDE Program Contact:

Education Data Office, ConApp@cde.ca.gov, 916-319-0297

Local Governing Board Approval

The LEA is required to review and receive approval of their Application for Funding selections with their local governing board.

Date of approval by local governing board	06/29/2017
---	------------

District English Learner Advisory Committee (DELAC) Review

Per Title 5 of the California Code of Regulations Section 11308, if your district has more than 50 English learners the district must establish a District English Learner Advisory Committee (DELAC) and involve them in the application for funding for programs that serve English learners.

DELAC representative's full name	
DELAC review date	
Meeting minutes web address Please enter the Web address of DELAC review meeting minutes (format http://SomeWebsiteName.xxx). If a Web address is not available, the LEA must keep the minutes on file which indicates that the application is approved by the committee.	
DELAC comment If an advisory committee refused to review the application, or if DELAC review is not applicable, enter a comment. (Maximum 500 characters)	The District does not have more than 50 English learners.

Title IV, Part A Addendum

To apply for Title IV, Part A categorical funds for the fiscal year select "Yes." Only eligible LEAs will receive Title IV, Part A funds.

Title IV, Part A (Student Support) ESSA Sec. 1112(b) SACS 4127	
Date of material change approval by local governing board Participation is considered a material change per Section 64000, as such, local board approval is required.	

Application for Categorical Programs

To receive specific categorical funds for a school year the LEA must apply for the fund by selecting Yes. Only the categorical funds the LEA is eligible to receive are displayed.

Title I, Part A (Basic Grant) ESSA Sec. 1111 et seq. SACS 3010	Yes
---	-----

*****Warning*****

The data in this report may be protected by the Family Educational Rights and Privacy Act (FERPA) and other applicable data privacy laws. Unauthorized access or sharing of this data may constitute a violation of both state and federal law.

2017-18 Application for Funding

CDE Program Contact:

Education Data Office, ConApp@cde.ca.gov, 916-319-0297

Title II, Part A (Supporting Effective Instruction) ESEA Sec. 2104 SACS 4035	Yes
Title III, Part A Immigrant ESEA Sec. 3102 SACS 4201	Yes
Title III, Part A English Learner ESEA Sec. 3102 SACS 4203	Yes
Title V, Part B Subpart 1 Small, Rural School Achievement Grant ESSA Sec. 5211 SACS 5810 ATTENTION: If participating, the LEA also needs to apply for the SRSA grant directly through the USED at https://www.grants.gov/ .	Yes
Title V, Part B Subpart 1 REAP Flexibility Participation	Yes

*****Warning*****

The data in this report may be protected by the Family Educational Rights and Privacy Act (FERPA) and other applicable data privacy laws. Unauthorized access or sharing of this data may constitute a violation of both state and federal law.

2017-18 Federal Transferability

Federal transferability of funds is governed by Title V in ESSA Section 5102. An LEA may transfer Title II, Part A and Title IV, Part A program funds to other allowable programs. This transferability is not the same as Title V, Subpart 1 Rural Education Achievement Program Flexibility (REAP-Flex) governed by ESEA Section 5211. Funds transferred under REAP-Flex are not to be included on this form.

CDE Program Contact:

Juan J. Sanchez, Educator Excellence Office (Title II), jsanchez@cde.ca.gov, 916-319-0452
 Tom Herman, Coordinated School Health & Safety (Title IV), THerman@cde.ca.gov, 916-319-0914

Title II, Part A Transfers	
2017-18 Title II, Part A entitlement	\$3,921
Transferred to Title I, Part A	\$0
Transferred to Title I, Part C	\$0
Transferred to Title I, Part D	\$0
Transferred to Title III, Part A English Learner	\$0
Transferred to Title III, Part A Immigrant	\$0
Transferred to Title IV, Part A	\$0
Transferred to Title V, Part B, Subpart 1 Small, Rural School Achievement Grant	\$0
Transferred to Title V, Part B, Subpart 2 Rural and Low-Income Grant	\$0
Total amount of Title II, Part A funds transferred out	\$0
2017-18 Title II, Part A entitlement after transfers out	\$3,921
Title IV, Part A Transfers	
2017-18 Title IV, Part A entitlement	\$0
Transferred to Title I, Part A	\$0
Transferred to Title I, Part C	\$0
Transferred to Title I, Part D	\$0
Transferred to Title II, Part A	\$0
Transferred to Title III, Part A English Learner	\$0
Transferred to Title III, Part A Immigrant	\$0
Transferred to Title V, Part B, Subpart 1 Small, Rural School Achievement Grant	\$0
Transferred to Title V, Part B, Subpart 2 Rural and Low-Income Grant	\$0
Total amount of Title IV, Part A funds transferred out	\$0
2017-18 Title IV, Part A entitlement after transfers out	\$0

*****Warning*****

The data in this report may be protected by the Family Educational Rights and Privacy Act (FERPA) and other applicable data privacy laws. Unauthorized access or sharing of this data may constitute a violation of both state and federal law.

2017-18 Title I, Part A LEA Allocation

The purpose of this data collection is to calculate the full Title I, Part A allocation available to the LEA.

CDE Program Contact:

Sylvia Hanna, Title I Policy and Program Guidance Office, shanna@cde.ca.gov, 916-319-0948

Nonprofit Private School Equitable Services Percentage Calculation

Total participating nonprofit private school low income students	
Total participating attendance area low income students	0
Percent of nonprofit private school low income students for equitable service calculations	0.00%

Title I, Part A LEA Allocations

2017-18 Title I, Part A entitlement	\$6,629
Transferred-in amount	\$0
Title I, Part A entitlement after transfers	\$6,629
Note: In order for the 2016-17 allowable carryover amount to be pre-populated, the 2016-17 Title I, Part A Carryover data collection should be completed and saved before beginning data entry on this data collection.	
2016-17 Allowable Carryover (Allowable values are the 12 month 2016-17 carryover amount or, whichever is less either the 15 month 2016-17 carryover amount or 15% of the 2016-17 entitlement plus transferred-in amount)	\$0
Repayment of funds	
2017-18 Total allocation	\$6,629
Nonprofit private school equitable services proportional share amount	\$0
Total allocation after nonprofit private school equitable services proportional share amount	\$6,629
Indirect cost reservation	
Administrative reservation	
2017-18 Title I, Part A adjusted allocation	\$6,629
Indirect Cost and Administration Calculation Tool To help determine allowable indirect cost and administrative reservations, based on the LEA's approved indirect cost rate, as defined on the Indirect Cost Rates Web page at http://www.cde.ca.gov/fg/ac/ic/ , below are recommended values.	
2017-18 Approved indirect cost rate	5.47%
Maximum allowable indirect cost reservation	\$344
Recommended administration reservation	\$651

*****Warning*****

The data in this report may be protected by the Family Educational Rights and Privacy Act (FERPA) and other applicable data privacy laws. Unauthorized access or sharing of this data may constitute a violation of both state and federal law.

2017-18 Title I, Part A Reservations

To report LEA required and authorized reservations before distributing funds to schools.

CDE Program Contact:

Lana Zhou, Title I Policy and Program Guidance Office, lzhou@cde.ca.gov, 916-319-0956
 Rina DeRose, Title I Policy and Program Guidance Office, RDeRose@cde.ca.gov, 916-323-0472

Required Reservations

Parent and Family Engagement (1% of the entitlement if greater than \$500,000.)	\$0
School parent and family engagement	\$0
LEA parent and family engagement	\$0
Direct or indirect services to homeless children, regardless of their school of attendance	\$1
Local neglected institutions Does the LEA have local institutions for neglected children?	No
Local neglected institutions reservation	
Local delinquent institutions Does the LEA have local institutions for delinquent children?	No
Local delinquent institutions reservation	
Public school Choice transportation (Only applies to students previously transferred under NCLB.)	\$0

Authorized Reservations

Other authorized activities	
-----------------------------	--

Reservation Summary

Title I, Part A adjusted allocation	\$6,629
Total required reservations	\$1
Total authorized reservations	\$0
Allocation after reservations	\$6,628
School parent and family engagement set-aside	\$0
Amount available for Title I, Part A school allocations	\$6,628

*****Warning*****

The data in this report may be protected by the Family Educational Rights and Privacy Act (FERPA) and other applicable data privacy laws. Unauthorized access or sharing of this data may constitute a violation of both state and federal law.

2017-18 Title II, Part A LEA Allocations

The purpose of this data collection is to calculate the total allocation amount available to the LEA for Title II, Part A Preparing, Training, and Recruiting High-Quality Teachers, Principals, and Other School Leaders.

CDE Program Contact:

Melissa Flatt, Educator Excellence Office, mflatt@cde.ca.gov, 916-324-5689
 Juan J. Sanchez, Educator Excellence Office (Title II), jsanchez@cde.ca.gov, 916-319-0452

2017-18 Title II, Part A entitlement	\$3,921
Transferred-in amount	\$0
Total funds transferred out of Title II, Part A	\$0
Total entitlement after transfers	\$3,921
Repayment of funds	\$0
Repayment comment	
Provide an explanation of why repayment dollars were added back to the allocation	
2017-18 Allocation	\$3,921
Administrative and indirect costs	\$0
2017-18 Title II, Part A adjusted allocation	\$3,921
Funds available for flexible use under REAP	\$3,921
Budgeted REAP funds	\$0

*****Warning*****

The data in this report may be protected by the Family Educational Rights and Privacy Act (FERPA) and other applicable data privacy laws. Unauthorized access or sharing of this data may constitute a violation of both state and federal law.

2017-18 Title III, Part A English Learner Student Program Subgrant Budget

The purpose of this report is to provide a proposed budget for 2017-18 English learner (EL) student program subgrant funds only per the Title III, Part A, English Learner Students Program requirements (ESSA, Title III, Part A, Sections 3114, 3115, & 3116).

CDE Program Contact:

Patty Stevens, Language Policy and Leadership Office, pstevens@cde.ca.gov, 916-323-5838
 Geoffrey Ndirangu, Language Policy and Leadership Office, gndirang@cde.ca.gov, 916-323-5831

Estimated Entitlement Calculation

Estimated English learner per student allocation	\$93.37
Estimated English learner student count	5
Estimated English learner entitlement amount	\$467

Note: Estimated entitlement amount is less than \$10,000

The estimated entitlement amount does not meet the minimum program eligibility criteria for direct funding status and requires further action. To receive instructions regarding the consortium application process, please contact Geoffrey Ndirangu by phone at 916-323-5831 or by e-mail at gndirang@cde.ca.gov.

Budget

Professional development activities	\$374
Program and other authorized activities	\$93
English Proficiency and Academic Achievement	\$0
Parent, family, and community engagement	\$0
Direct administration costs (Amount cannot exceed 2% of the estimated entitlement)	\$0
Indirect costs (Amount should be calculated using the LEA's approved indirect cost rate)	\$0
Total allocation budget	\$467

*****Warning*****

The data in this report may be protected by the Family Educational Rights and Privacy Act (FERPA) and other applicable data privacy laws. Unauthorized access or sharing of this data may constitute a violation of both state and federal law.

2017-18 Title III, Part A Immigrant Student Program Subgrant Budget

The purpose of this report is to provide a proposed budget for 2017-18 Immigrant Student Program Subgrant funds only per the Title III, Part A, Immigrant Student Program requirements (ESSA, Title III, Part A, Sections 3114, 3115, & 3116).

CDE Program Contact:

Patty Stevens, Language Policy and Leadership Office, pstevens@cde.ca.gov, 916-323-5838
 Geoffrey Ndirangu, Language Policy and Leadership Office, gndirang@cde.ca.gov, 916-323-5831

Estimated Entitlement Calculation

Estimated Immigrant per student allocation	\$80.77
Estimated Immigrant student count	1
Estimated Immigrant entitlement amount	\$81

Budget

Authorized activities	\$81
Direct administration costs (Amount cannot exceed 2% of the estimated entitlement)	\$0
Indirect costs (Amount should be calculated using the LEA's approved indirect cost rate)	\$0
Total allocation budget	\$81

*****Warning*****

The data in this report may be protected by the Family Educational Rights and Privacy Act (FERPA) and other applicable data privacy laws. Unauthorized access or sharing of this data may constitute a violation of both state and federal law.

2017-18 Consolidation of Administrative Funds

A request by the LEA to consolidate administrative funds for specific programs.

CDE Program Contact:

Julie Brucklacher, Financial Accountability and Info Srv Office, jbruckla@cde.ca.gov, 916-327-0858

Title I, Part A (Basic) SACS Code 3010	No
Title I, Part C (Migrant Education) SACS Code 3060	No
Title I, Part D (Delinquent) SACS Code 3025	No
Title II, Part A (Supporting Effective Instruction) SACS Code 4035	No
Title III, Part A (Immigrant Students) SACS Code 4201	No
Title III, Part A (English Learner Students) - 2% maximum SACS Code 4203	No
Title IV, Part A (Student Support) SACS Code 4127	No
Title IV, Part B (21st Century Community Learning Centers) SACS Code 4124	No

*****Warning*****

The data in this report may be protected by the Family Educational Rights and Privacy Act (FERPA) and other applicable data privacy laws. Unauthorized access or sharing of this data may constitute a violation of both state and federal law.

2017-18 Substitute System for Time Accounting

This certification may be used by auditors and by CDE oversight personnel when conducting audits and sub-recipient monitoring of the substitute time-and-effort system. Approval is automatically granted when the LEA submits and certifies this data collection.

CDE Program Contact:

Julie Brucklacher, Financial Accountability and Info Srv Office, jbruckla@cde.ca.gov, 916-327-0858

The LEA certifies that only eligible employees will participate in the substitute system and that the system used to document employee work schedules includes sufficient controls to ensure that the schedules are accurate. Additional information on the predetermined schedule substitute system of time accounting can be found at <http://www.cde.ca.gov/fg/ac/co/timeaccounting2013.asp>. Detailed information on documenting salaries and wages, including both substitute systems of time accounting, are described in Procedure 905 of the California School Accounting Manual posted on the Web at <http://www.cde.ca.gov/fg/ac/sa/>.

2017-18 Request for authorization	Yes
LEA certifies that the following is a full disclosure of any known deficiencies with the substitute system or known challenges with implementing the system (Maximum 500 characters)	The district is not aware of known deficiencies and challenges with the substitute system.

*****Warning*****

The data in this report may be protected by the Family Educational Rights and Privacy Act (FERPA) and other applicable data privacy laws. Unauthorized access or sharing of this data may constitute a violation of both state and federal law.

2017-18 Nonprofit Private School Consultation

The LEA shall provide, on an equitable basis, special education services or other benefits to eligible children attending a nonprofit private school.

CDE Program Contact:

Sylvia Hanna, Title I Policy and Program Guidance Office, shanna@cde.ca.gov, 916-319-0948
Rina DeRose, Title I Policy and Program Guidance Office, RDeRose@cde.ca.gov, 916-323-0472

The LEA must offer to provide equitable services that address the needs of eligible students attending nonprofit private school and staff under the programs listed below. The enrollment numbers are reported under penalty of perjury by each private school on its annual Private School Affidavit. The information field in the Private School Affidavit is not verified, and the CDE takes no position as to its accuracy. It is expected that districts engaged in private school consultation verify the accuracy of student enrollment data if it is being used for the purpose of providing equitable services.

Note:

The LEA of residence is responsible for providing Title I, Part A services to all eligible students who reside in the LEA's Title I attendance area but attend a nonprofit private school. This includes students who attend nonprofit private schools outside the LEA's boundaries

Results of Consultation Allowable Values

- Y1: meaningful consultation occurred
- Y2: timely and meaningful consultation did not occur
- Y3: the program design is not equitable with respect to eligible private school children
- Y4: timely and meaningful consultation did not occur and the program design is not equitable with respect to eligible private school children

Add non-attendance area school(s) No

The LEA is electing to add nonprofit private schools outside of the district's attendance area.

School Name	School Code	Enrollment	Consultation Occurred	Was Consultation Agreement Met	Signed Written Affirmation on File	Results of Consultation	School Added
Warning							

Warning
The data in this report may be protected by the Family Educational Rights and Privacy Act (FERPA) and other applicable data privacy laws. Unauthorized access or sharing of this data may constitute a violation of both state and federal law.

California Department of Education
Lagunitas Elementary (21 65359 0000000)

Consolidated Application
Status: Certified
Saved by: Jeff Lippstreu
Date: 6/23/2017 8:34 AM

2017-18 Nonprofit Private School Consultation

The LEA shall provide, on an equitable basis, special education services or other benefits to eligible children attending a nonprofit private school.

*****Warning*****

The data in this report may be protected by the Family Educational Rights and Privacy Act (FERPA) and other applicable data privacy laws. Unauthorized access or sharing of this data may constitute a violation of both state and federal law.

2017-18 Title I, Part A Planned School Allocations

Based on information provided in the School Student Counts data collection, the table below provides eligibility and ranking information. For school allocation planning, the LEA has indicated to which schools it intended to allocate Title I, Part A funds by entering a check in the Fund Flag column.

CDE Program Contact:

Lana Zhou, Title I Policy and Program Guidance Office, lzhou@cde.ca.gov, 916-319-0956
Rina DeRose, Title I Policy and Program Guidance Office, RDeRose@cde.ca.gov, 916-323-0472

LEA meets small district criteria

An LEA is defined as a small district criteria if, based on the school list and the data entered in School Student Counts Projected, the LEA meets one or more of the following:

Is a single school district

Has enrollment total for all schools less than 1,000

If an exception to funding is needed, enter an Exception Reason. Use lower case only.

Allowable Exception Reasons

a - Meets 35% Low Income Requirement

d - Desegregation Waiver on File

e - Grandfather Provision

f - Feeder Pattern

g - Local Funded Charter Opted Out

h - Local Funded Charter Opt In

k - Funded with EIA/SCE

Low income measure	FRPM
Group Schools by Grade Span	No
District-wide Low Income %	19.47%
Grade Span 1 Low Income %	19.47%
Grade Span 2 Low Income %	0.00%
Grade Span 3 Low Income %	0.00%

*****Warning*****

The data in this report may be protected by the Family Educational Rights and Privacy Act (FERPA) and other applicable data privacy laws. Unauthorized access or sharing of this data may constitute a violation of both state and federal law.

2017-18 Title I, Part A Planned School Allocations

Based on information provided in the School Student Counts data collection, the table below provides eligibility and ranking information. For school allocation planning, the LEA has indicated to which schools it intended to allocate Title I, Part A funds by entering a check in the Fund Flag column.

School Name	School Code	Grade Span Group	Projected Enrollment	Projected Low Income Students	Low Income %	Eligible for Funding	Funding Required	Ranking	Fund Flag	Exception Reason
Lagunitas Elementary	6024335	1	175	37	21.14	Y	N	1	N	
San Geronimo Valley Elementary	6024343	1	87	14	16.09	N	N	2	N	

*****Warning*****

The data in this report may be protected by the Family Educational Rights and Privacy Act (FERPA) and other applicable data privacy laws. Unauthorized access or sharing of this data may constitute a violation of both state and federal law.

2017-18 Title I, Part A School Allocations

This report identifies the amount of Title I, Part A funds to be allocated to eligible schools.

CDE Program Contact:

Lana Zhou, Title I Policy and Program Guidance Office, lzhou@cde.ca.gov, 916-319-0956
Rina DeRose, Title I Policy and Program Guidance Office, RDeRose@cde.ca.gov, 916-323-0472

LEA meets small district criteria.

An LEA is defined as a small district criteria if, based on the school list and the data entered in School Student Counts Actuals, the LEA meets one or more of the following:

- Is a single school district
- Has a single school per grade span
- Has enrollment total for all schools less than 1,000

If an exception to funding is needed, enter an Exception Reason. Use lower case only.

Allowable Exception Reasons

- a - Meets 35% Low Income Requirement
- d - Desegregation Waiver on File
- e - Grandfather Provision
- f - Feeder Pattern
- g - Local Funded Charter Opted Out
- h - Local Funded Charter Opted In
- k - Funded with EIA/SCE

Low income measure	FRPM
Group Schools by Grade Span	No
District-wide low income %	14.11%
Available Title I, Part A school allocation	\$6,628
Available parent and family engagement reservation	\$0
Total participating nonprofit private school low income students	

*****Warning*****

The data in this report may be protected by the Family Educational Rights and Privacy Act (FERPA) and other applicable data privacy laws. Unauthorized access or sharing of this data may constitute a violation of both state and federal law.

2017-18 Title I, Part A School Allocations

This report identifies the amount of Title I, Part A funds to be allocated to eligible schools.

School Name	School Code	Grade Span Group	Student Enrollment	Low Income Students	Low Income Student %	Eligible for Funding	Funding Required	Public School	Ranking	Planned for Funding	\$ Per Low Income Student (0.00)	Carryover	TIA School Allocation	Parent and Family Engagement Amount	Total School Allocation	Exception Reason
Lagunitas Elementary	6024335	1	162	24	14.81	Y	N	Y	1	N	276.16	\$0	6627.84		6627.84	
San Geronimo Valley Elementary	6024343	1	86	11	12.79	N	N	Y	2	N	0.00		0.00		0.00	

Warning

The data in this report may be protected by the Family Educational Rights and Privacy Act (FERPA) and other applicable data privacy laws. Unauthorized access or sharing of this data may constitute a violation of both state and federal law.

California Department of Education
Lagunitas Elementary (21 65359 0000000)

Consolidated Application

Status: Certified
Saved by: Jeff Lippstreu
Date: 2/9/2018 1:32 PM

2017-18 Title I, Part A Notification of Authorization of Schoolwide Program

This report provides notification to the California Department of Education of a school's eligibility and local board approval to operate under and report as Schoolwide Program

CDE Program Contact:

Franco Rozic, Title I Monitoring and Support Office, frozic@cde.ca.gov, 916-319-0269
Lana Zhou, Title I Policy and Program Guidance Office, lzhou@cde.ca.gov, 916-319-0956

Note:

In order for CDE program staff to have visibility to all SWP authorized schools, it is important to have an Authorized Representative certify this Notification of Authorization data collection after a change is made.

School Name	School Code	Authorized	Local Board Approval Date (ex. 07/30/2017)	Low Income %	SIG Approval Date (ex. 07/30/2017)	SWP Waiver Approval Date (ex. 07/30/2017)
Lagunitas Elementary	6024335	N				
San Geronimo Valley Elementary	6024343	N				

*****Warning*****

The data in this report may be protected by the Family Educational Rights and Privacy Act (FERPA) and other applicable data privacy laws. Unauthorized access or sharing of this data may constitute a violation of both state and federal law.

Save Data | View Current Document | View Section

All data saved.

www.doc-tracking.com

(Change Account)

Home Translate My Info Log Out

Documents (Active | Archived)

Name	Document Last Updated	View Document	Document History	Attachments	Edit By Sections
2017 School Accountability Report Card Input Form (CDE)	2018-01-25		View	View	14

[Previous Section](#)

[School Safety Plan](#)

[Current Section](#)

Facilities Inspection Results and Repair Status

[Next Section](#)

[Teacher Credentials and Misassignments](#)

4 updated data fields saved successfully.

School Facility Conditions and Planned Improvements (School Year 2017-18)

Please review and update the information below as needed. This section should include information from the most recent Facility Inspection Tool (FIT) data (or equivalent), including:

- Description of the safety, cleanliness, and adequacy of the school facility
- Description of any planned or recently completed facility improvements
- The year and month in which the data were collected
- Description of any needed maintenance to ensure good repair

FIT tools completed using CDE's [MS Excel format](#) (only) can be submitted to DTS for import by [clicking here](#). Requests for multiple schools should be sent in one email. Otherwise, please review and update the information below as needed.

Year and month of the most recent FIT report: 1/28/2017

This section should be kept to 1-2 paragraphs.

Lagunitas Elementary School provides a safe and clean environment for learning through proper facilities maintenance and campus supervision. The Lagunitas School District passed a \$5 million dollar bond in November 2013 for the modernization of the Lagunitas & San Geronimo Schools. The final projects of the classrooms and offices were completed in January 2017. Ongoing maintenance and improvements to ensure campus facilities remain up to date and provide adequate space and a healthy environment for students and staff.

Campus Maintenance

Lagunitas Elementary School staff is proud of the beautiful campus and is devoted to maintaining high standards regarding campus maintenance and general housekeeping practices. The Lagunitas School District's custodial staff is qualified and equipped to handle routine cleaning needs, general maintenance, and minor repairs. Following a standard cleaning schedule, two full-time day custodians and one maintenance worker are responsible for the upkeep of both; Lagunitas & San Geronimo Schools. The maintenance worker is responsible for general grounds keeping and minor repairs; larger projects are typically outsourced to third party contractors. The custodian is responsible for daily cleaning of the Cafeteria/multi-purpose room, classrooms, offices and restrooms. Teachers communicate unscheduled maintenance needs and special projects requests to the secretary who prepares a work order and forwards it to the Chief Business Official (CBO), for review and approval. The CBO assigns the work order to the custodian/maintenance worker or makes arrangements for a third party contractor to fulfill the request. Emergency situations are given high priority and resolved immediately by either the custodial staff or maintenance worker.

Every morning before school begins, maintenance inspects school facilities for safety hazards and maintenance issues that require attention before staff and students arrive on campus. Any graffiti or signs of vandalism are removed immediately. Restrooms are checked periodically as a proactive measure in keeping facilities safe, sanitary, and stocked.

The principal and school staff continually monitor the campus and its surrounding areas as a proactive measure in keeping facilities safe and clean. Schools are required on an annual basis to conduct a formal inspection of designated areas and systems as required by state law to report the condition of their facilities. Lagunitas Elementary School's most recent inspection took place on January 28, 2017; the School Facility Good Repair Status table is illustrated.

Deferred Maintenance

Lagunitas School District does not participate in the State School Deferred Maintenance Program and does not receive any funding to assist with major repairs or replacement of existing school building components. These components include but are not limited to, roofing, plumbing, electrical systems, playground structures, and exterior painting. The District's Board of Trustees and Administration understand the need to fund the District's Deferred Maintenance program; therefore, funds from the general fund are transferred into the Deferred Maintenance fund to cover the cost for repairs and other general maintenance. In fiscal year 2017-18 the Deferred Maintenance fund budgeted \$90,500 and to date has expended \$28,867 of these funds for painting, repairs to fencing

School Facility Good Repair Status (School Year 2017-18)

Please review and update the information below as needed. This section should include information from the most recent Facility Inspection Tool (FIT) data (or equivalent), including:

- Determination of repair status for systems listed
- Description of any needed maintenance to ensure good repair
- The Overall Rating (bottom row)

This data should match the most recent inspection/FIT report for your school.

Save Data View Current Document View Section

All data saved

System Inspected	Repair Status			Action Taken or Planned
	Good	Fair	Poor	
Systems: Gas Leaks, Mechanical/HVAC, Sewer	<input checked="" type="checkbox"/>	<input type="checkbox"/>	<input type="checkbox"/>	
Interior: Interior Surfaces	<input checked="" type="checkbox"/>	<input type="checkbox"/>	<input type="checkbox"/>	
Cleanliness: Overall Cleanliness, Pest/ Vermin Infestation	<input checked="" type="checkbox"/>	<input type="checkbox"/>	<input type="checkbox"/>	
Electrical: Electrical	<input checked="" type="checkbox"/>	<input type="checkbox"/>	<input type="checkbox"/>	
Restrooms/Fountains: Restrooms, Sinks/ Fountains	<input type="checkbox"/>	<input checked="" type="checkbox"/>	<input type="checkbox"/>	
Safety: Fire Safety, Hazardous Materials	<input checked="" type="checkbox"/>	<input type="checkbox"/>	<input type="checkbox"/>	
Structural: Structural Damage, Roofs	<input type="checkbox"/>	<input checked="" type="checkbox"/>	<input type="checkbox"/>	Admin: Some rot and deterioration found - Repairs planned. No inside leaks or instructional damage. Cafeteria/MPR: Roof leaks observed, but not structural damage. Ceiling surface in two areas is water stained. The cause of the water stain should be identified and repairs should be made if necessary. Administration will plan repairs. Covered Walkways: Covered walkway structure: Some rot and deterioration found - repairs planned. Grounds/Playground/Field: Playground structure: Some rot and deterioration found-repairs planned. Signs or labels should be clearly posted on the playground equipment or be freestanding. Freestanding signs must be placed outside of the equipment use zone. The signs and/or labels should be readily visible to the intended
External: Playground/School Grounds, Windows/ Doors/Gates/Fences	<input type="checkbox"/>	<input checked="" type="checkbox"/>	<input type="checkbox"/>	Covered Walkways: Covered walkway structure: Some rot and deterioration found - repairs planned. Grounds/Playground/Field: Playground structure: Some rot and deterioration found-repairs planned. Signs or labels should be clearly posted on the playground equipment or be freestanding. Freestanding signs must be placed outside of the equipment use zone. The signs and/or labels should be readily visible to the intended viewer.

System Inspected	Repair Status			
	(the marks should match your most recent inspection)			
Overall Rating	Exemplary	Good	Fair	Poor
	<input type="checkbox"/>	<input type="checkbox"/>	<input type="checkbox"/>	<input type="checkbox"/>

Previous Section
[School Safety Plan](#)

Current Section
Facilities Inspection Results and Repair Status

Next Section
[Teacher Credentials and Misassignments](#)

March 5th 2018

Dear San Geronimo Community and Lagunitas School Board,

I will not be returning to the Montessori Program next year. One of my first jobs as a teenager was a summer job cleaning the Open classroom and weeding the area in front of the Montessori program. I was so lucky to work here again for over a decade as a teacher and coach. I've met some incredible people and had so many wonderful memories. Thank you for everything.

Sincerely,
Nathan Murray